

clearwater

Monthly Investment Report

Jackson County-Agg All (33461)

[07-01-2019]--[06-30-2020]

07/01/2019 - 06/30/2020

Dated: 10/19/2020

Locked Down

| | |
|---|----|
| Public Dashboard (Jackson County-Agg All (33461)) | 1 |
| GAAP Balance Sheet by Lot (Jackson County-Agg All (33461)) | 4 |
| Accrual Earning Report (Jackson County-Agg All (33461)) | 10 |
| Duration with Graph (Jackson County-Agg All (33461)) | 22 |
| Summary by Issuer (Jackson County-Agg All (33461)) | 23 |
| Portfolio Trading Activity (Jackson County-Agg All (33461)) | 25 |

Balance Sheet

| | |
|--------------------------|----------------|
| Book Value + Accrued | 230,475,292.98 |
| Net Unrealized Gain/Loss | 3,096,401.61 |
| Market Value + Accrued | 233,571,694.59 |

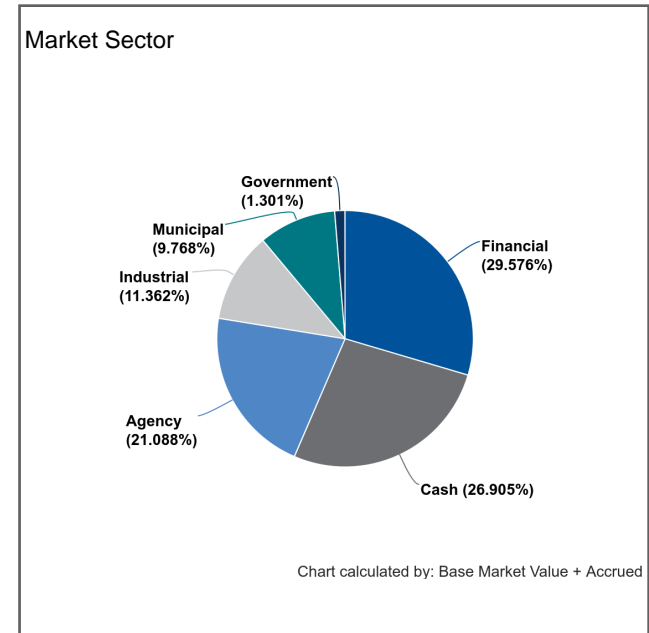
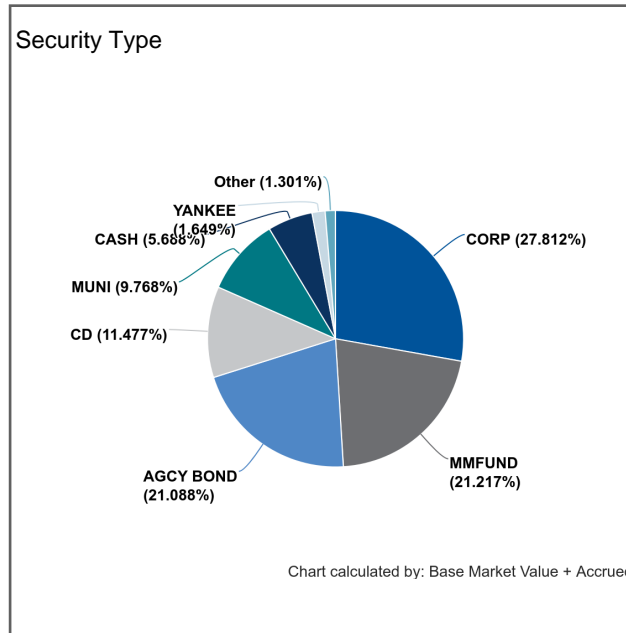
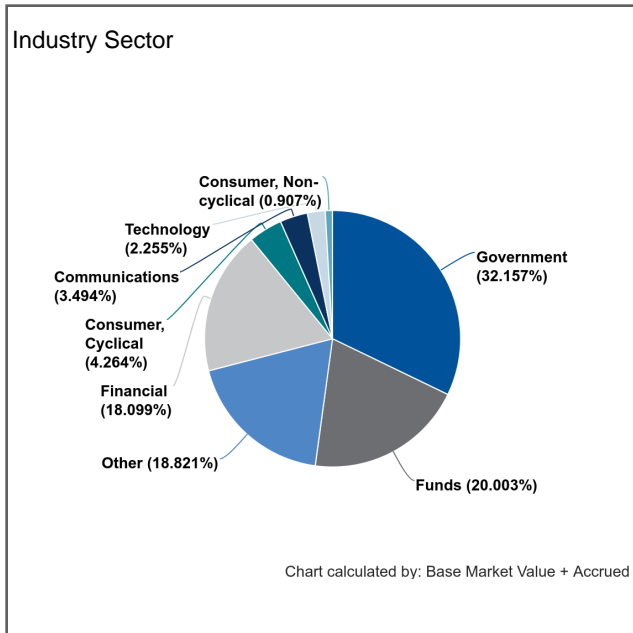
Cash and Fixed Income Summary

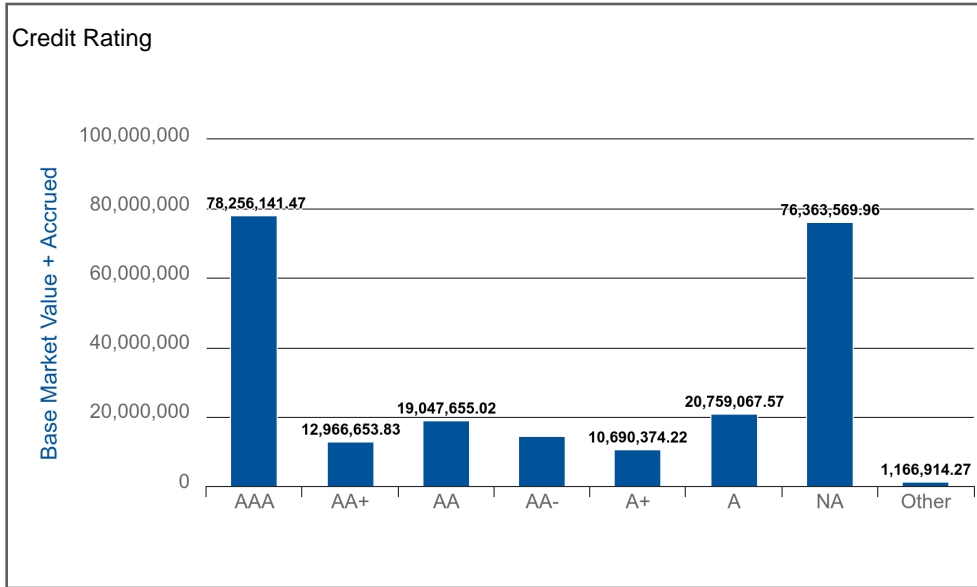
| Risk Metric | Value |
|-----------------------------|----------------|
| Cash | 13,285,546.06 |
| MMFund | 49,556,356.21 |
| Fixed Income | 170,729,792.32 |
| Duration | 1.139 |
| Convexity | -1.400 |
| WAL | 1.245 |
| Years to Final Maturity | 1.875 |
| Years to Effective Maturity | 1.245 |
| Yield | 0.915 |
| Book Yield | 1.692 |
| Avg Credit Rating | AA/Aa2/AA |

Issuer Concentration

| Issuer Concentration | % of Base Market Value + Accrued |
|-----------------------------------|----------------------------------|
| Other | 42.509% |
| (JCKSNCNTY) Oregon Treasury | 20.003% |
| Freddie Mac | 11.496% |
| (CD5331) Umpqua Bank | 9.208% |
| (CCYUSD) UNITED STATES OF AMERICA | 5.688% |
| Federal Home Loan Banks | 5.038% |
| Farm Credit Funding Corporation | 3.032% |
| Apple Inc. | 3.025% |
| --- | 100.000% |

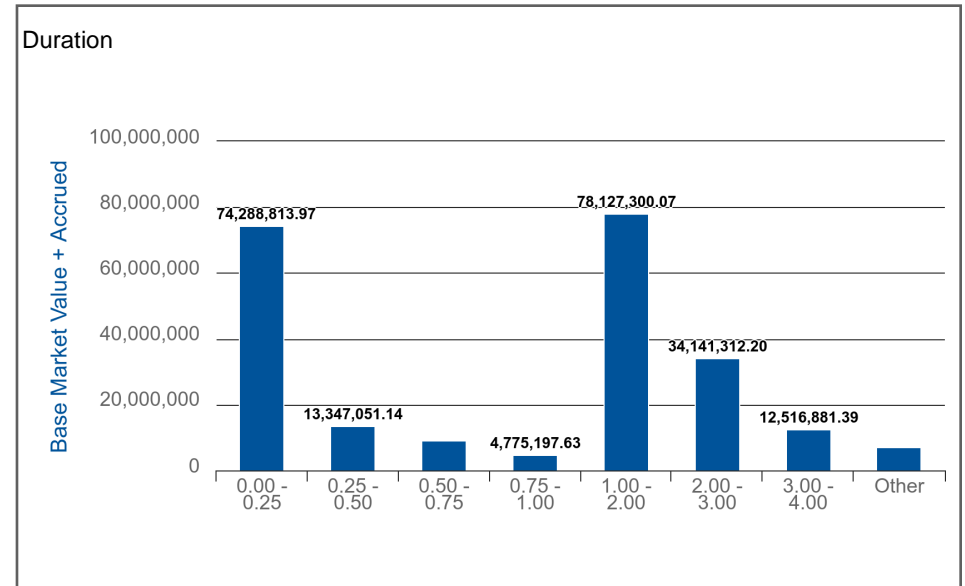
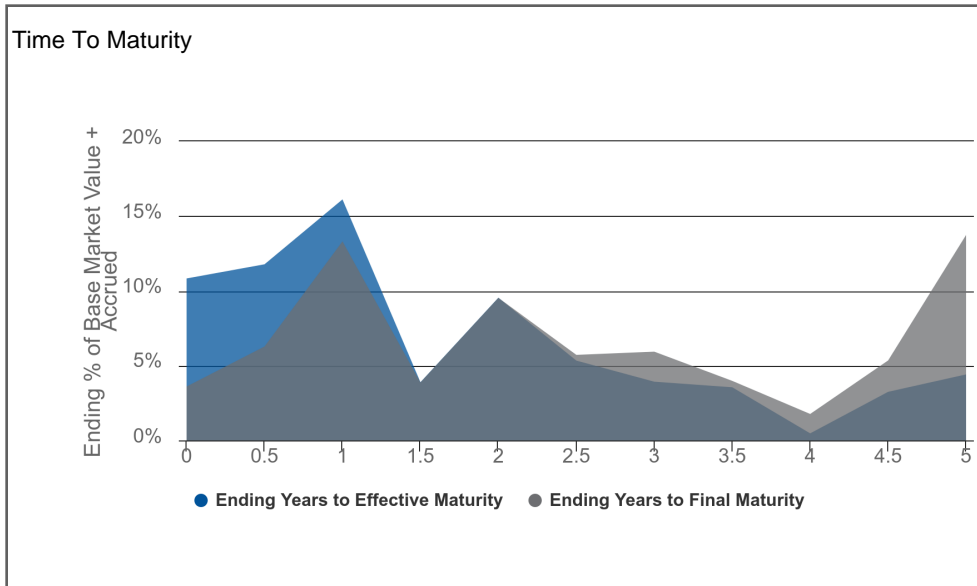
Footnotes: 1,2





Credit Duration Heat Map

| Rating | 0 - 1 | 1 - 2 | 2 - 3 | 3 - 4 | 4 - 5 | 5 - 7 | 7 - 10 | 10 - 15 | 15 - 30 |
|--------|---------|---------|--------|--------|--------|--------|--------|---------|---------|
| AAA | 15.542% | 8.830% | 8.142% | 0.473% | 0.517% | 0.000% | 0.000% | 0.000% | 0.000% |
| AA | 5.177% | 7.997% | 3.315% | 2.042% | 1.305% | 0.000% | 0.000% | 0.000% | 0.000% |
| A | 1.463% | 6.498% | 3.160% | 2.843% | 0.000% | 0.000% | 0.000% | 0.000% | 0.000% |
| BBB | 0.000% | 0.000% | 0.000% | 0.000% | 0.000% | 0.000% | 0.000% | 0.000% | 0.000% |
| BB | 0.000% | 0.000% | 0.000% | 0.000% | 0.000% | 0.000% | 0.000% | 0.000% | 0.000% |
| B | 0.000% | 0.000% | 0.000% | 0.000% | 0.000% | 0.000% | 0.000% | 0.000% | 0.000% |
| CCC | 0.000% | 0.000% | 0.000% | 0.000% | 0.000% | 0.000% | 0.000% | 0.000% | 0.000% |
| CC | 0.000% | 0.000% | 0.000% | 0.000% | 0.000% | 0.000% | 0.000% | 0.000% | 0.000% |
| C | 0.000% | 0.000% | 0.000% | 0.000% | 0.000% | 0.000% | 0.000% | 0.000% | 0.000% |
| NA | 21.356% | 10.124% | 0.000% | 0.000% | 0.000% | 0.000% | 0.000% | 0.000% | 0.000% |



1: * Grouped by: Issuer Concentration. 2: * Groups Sorted by: % of Base Market Value + Accrued.

GAAP Balance Sheet by Lot

Jackson County-Agg All (33461)

As of 06/30/2020

[Return to Table of Contents](#)

Dated: 10/19/2020

| Account | Identifier, Description | Current Units | Currency | BS Class | Trade Date | Final Maturity | Book Value | Interest/Dividend Due | Accrued Balance | Net Unrealized Gain/Loss | Market Value | Market Value + Accrued |
|---------------------------|--|---------------|----------|----------|------------|----------------|--------------|-----------------------|-----------------|--------------------------|--------------|------------------------|
| Jackson County-Zions Bank | 023135AZ9 AMAZON.COM INC | 1,000,000.00 | USD | LT | 12/30/2019 | 08/22/2024 | 1,032,054.26 | 0.00 | 10,033.33 | 53,048.74 | 1,085,103.00 | 1,095,136.33 |
| Jackson County-Zions Bank | 037833AK6 APPLE INC | 1,000,000.00 | USD | LT | 02/04/2019 | 05/03/2023 | 989,599.82 | 0.00 | 3,866.67 | 67,461.18 | 1,057,061.00 | 1,060,927.67 |
| Jackson County-Zions Bank | 037833BF6 APPLE INC | 1,000,000.00 | USD | LT | 03/14/2018 | 05/13/2022 | 996,153.40 | 0.00 | 3,600.00 | 46,337.60 | 1,042,491.00 | 1,046,091.00 |
| Jackson County-Zions Bank | 037833CQ1 APPLE INC | 2,000,000.00 | USD | LT | 12/05/2017 | 05/11/2022 | 1,996,302.48 | 0.00 | 6,388.89 | 72,119.52 | 2,068,422.00 | 2,074,810.89 |
| Jackson County-Zions Bank | 037833CQ1 APPLE INC | 1,775,000.00 | USD | LT | 04/05/2019 | 05/11/2022 | 1,767,734.46 | 0.00 | 5,670.14 | 67,990.07 | 1,835,724.52 | 1,841,394.66 |
| Jackson County-Zions Bank | 037833DC1 APPLE INC | 1,000,000.00 | USD | LT | 02/04/2019 | 09/12/2022 | 987,081.11 | 0.00 | 6,358.33 | 49,768.89 | 1,036,850.00 | 1,043,208.33 |
| Jackson County-Zions Bank | 06051GEM7 BANK OF AMERICA CORP | 1,000,000.00 | USD | LT | 12/30/2019 | 01/24/2022 | 1,056,782.20 | 0.00 | 24,858.33 | 22,129.80 | 1,078,912.00 | 1,103,770.33 |
| Jackson County-Zions Bank | 06051GFB0 BANK OF AMERICA CORP | 1,000,000.00 | USD | LT | 02/20/2019 | 01/22/2024 | 1,027,376.04 | 0.00 | 18,218.75 | 77,493.96 | 1,104,870.00 | 1,123,088.75 |
| Jackson County-Zions Bank | 06051GFW4 BANK OF AMERICA CORP | 500,000.00 | USD | ST | 03/14/2018 | 04/19/2021 | 498,276.42 | 0.00 | 2,625.00 | 10,477.08 | 508,753.50 | 511,378.50 |
| Jackson County-Zions Bank | 06367WHH9 BANK OF MONTREAL | 1,000,000.00 | USD | LT | 12/18/2019 | 02/05/2024 | 1,035,834.85 | 0.00 | 13,383.33 | 49,362.15 | 1,085,197.00 | 1,098,580.33 |
| Jackson County-Zions Bank | 06367WJM6 BANK OF MONTREAL | 2,000,000.00 | USD | LT | 12/18/2019 | 03/26/2022 | 2,030,350.36 | 0.00 | 15,305.56 | 52,559.64 | 2,082,910.00 | 2,098,215.56 |
| Jackson County-Zions Bank | 06367WJM6 BANK OF MONTREAL | 1,000,000.00 | USD | LT | 12/18/2019 | 03/26/2022 | 1,015,124.64 | 0.00 | 7,652.78 | 26,330.36 | 1,041,455.00 | 1,049,107.78 |
| Jackson County-Zions Bank | 06406RAG2 BANK OF NEW YORK MELLON CORP | 1,000,000.00 | USD | LT | 08/17/2018 | 04/28/2023 | 1,004,923.01 | 0.00 | 6,125.00 | 75,400.99 | 1,080,324.00 | 1,086,449.00 |
| Jackson County-Zions Bank | 064159GW0 BANK OF NOVA SCOTIA | 500,000.00 | USD | ST | 12/16/2016 | 10/21/2020 | 499,752.00 | 0.00 | 2,284.72 | 1,594.00 | 501,346.00 | 503,630.72 |
| Jackson County-Zions Bank | 084670BR8 BERKSHIRE HATHAWAY INC | 1,000,000.00 | USD | LT | 02/20/2019 | 03/15/2023 | 1,001,199.94 | 0.00 | 8,097.22 | 56,637.06 | 1,057,837.00 | 1,065,934.22 |
| Jackson County-Zions Bank | 13063DFT0 CALIFORNIA ST | 1,000,000.00 | USD | LT | 03/20/2020 | 10/01/2024 | 1,095,605.39 | 0.00 | 12,500.00 | 101,004.61 | 1,196,610.00 | 1,209,110.00 |
| Jackson County-Zions Bank | 13063DSU3 CALIFORNIA ST | 1,000,000.00 | USD | LT | 03/19/2020 | 03/01/2023 | 1,033,071.12 | 0.00 | 11,333.33 | 61,858.88 | 1,094,930.00 | 1,106,263.33 |
| Jackson County-Zions Bank | 179093JP5 CLACKAMAS CNTY ORE SCH DIST NO 12 NORTH CLACKAMAS | 200,000.00 | USD | ST | 03/20/2020 | 06/15/2021 | 201,854.06 | 0.00 | 355.56 | 5,027.94 | 206,882.00 | 207,237.56 |
| Jackson County-Zions Bank | 22160KAK1 COSTCO WHOLESALE CORP | 1,000,000.00 | USD | LT | 12/30/2019 | 05/18/2022 | 1,010,157.42 | 0.00 | 2,747.22 | 24,011.58 | 1,034,169.00 | 1,036,916.22 |
| Jackson County-Zions Bank | 29270CYN9 ENERGY NORTHWEST WASH ELEC REV | 1,000,000.00 | USD | ST | 12/06/2016 | 07/01/2020 | 1,000,000.00 | 0.00 | 13,265.00 | 0.00 | 1,000,000.00 | 1,013,265.00 |
| Jackson County-Zions Bank | 29270CYP4 ENERGY NORTHWEST WASH ELEC REV | 240,000.00 | USD | LT | 05/06/2020 | 07/01/2021 | 244,285.92 | 0.00 | 3,363.60 | 1,044.48 | 245,330.40 | 248,694.00 |
| Jackson County-Zions Bank | 3130A0F70 FEDERAL HOME LOAN BANKS | 1,000,000.00 | USD | LT | 01/16/2020 | 12/08/2023 | 1,059,323.26 | 0.00 | 2,156.25 | 44,419.74 | 1,103,743.00 | 1,105,899.25 |
| Jackson County-Zions Bank | 3130AHP31 FEDERAL HOME LOAN BANKS | 850,000.00 | USD | LT | 12/18/2019 | 12/11/2024 | 850,000.00 | 0.00 | 944.44 | 2,667.30 | 852,667.30 | 853,611.74 |
| Jackson County-Zions Bank | 3130AHU92 FEDERAL HOME LOAN BANKS | 1,000,000.00 | USD | LT | 12/30/2019 | 01/06/2025 | 1,000,000.00 | 0.00 | 9,965.28 | 231.00 | 1,000,231.00 | 1,010,196.28 |
| Jackson County-Zions Bank | 3130AHUJ5 FEDERAL HOME LOAN BANKS | 2,000,000.00 | USD | LT | 01/16/2020 | 10/28/2024 | 2,000,000.00 | 0.00 | 6,562.50 | 16,696.00 | 2,016,696.00 | 2,023,258.50 |
| Jackson County-Zions Bank | 3130AHXJ7 FEDERAL HOME LOAN BANKS | 1,000,000.00 | USD | LT | 01/16/2020 | 01/21/2025 | 1,000,000.00 | 0.00 | 8,533.33 | 8,224.00 | 1,008,224.00 | 1,016,757.33 |
| Jackson County-Zions Bank | 3130AJKL2 FEDERAL HOME LOAN BANKS | 2,750,000.00 | USD | LT | 05/06/2020 | 05/12/2025 | 2,750,000.00 | 0.00 | 3,181.60 | 1,710.50 | 2,751,710.50 | 2,754,892.10 |
| Jackson County-Zions Bank | 3130AJLA5 FEDERAL HOME LOAN BANKS | 1,000,000.00 | USD | LT | 05/06/2020 | 05/19/2025 | 1,000,000.00 | 0.00 | 875.00 | 820.00 | 1,000,820.00 | 1,001,695.00 |
| Jackson County-Zions Bank | 3130AJPD5 FEDERAL HOME LOAN BANKS | 1,000,000.00 | USD | LT | 06/08/2020 | 06/11/2025 | 1,000,000.00 | 0.00 | 477.78 | 246.00 | 1,000,246.00 | 1,000,723.78 |
| Jackson County-Zions Bank | 3130AJQZ5 FEDERAL HOME LOAN BANKS | 1,000,000.00 | USD | LT | 06/16/2020 | 06/30/2025 | 1,000,000.00 | 0.00 | 22.22 | -371.00 | 999,629.00 | 999,651.22 |

GAAP Balance Sheet by Lot

As of 06/30/2020

[Return to Table of Contents](#)

Jackson County-Agg All (33461)

Dated: 10/19/2020

| Account | Identifier, Description | Current Units | Currency | BS Class | Trade Date | Final Maturity | Book Value | Interest/Dividend Due | Accrued Balance | Net Unrealized Gain/Loss | Market Value | Market Value + Accrued |
|---------------------------|---|---------------|----------|----------|------------|----------------|--------------|-----------------------|-----------------|--------------------------|--------------|------------------------|
| Jackson County-Zions Bank | 3132X0EQ0 FEDERAL AGRICULTURAL MORTGAGE CORP | 1,000,000.00 | USD | ST | 11/18/2016 | 01/25/2021 | 998,632.87 | 0.00 | 6,716.67 | 8,842.13 | 1,007,475.00 | 1,014,191.67 |
| Jackson County-Zions Bank | 3132X0G39 FEDERAL AGRICULTURAL MORTGAGE CORP | 500,000.00 | USD | LT | 01/30/2018 | 01/30/2023 | 499,036.60 | 0.00 | 5,243.06 | 29,008.90 | 528,045.50 | 533,288.56 |
| Jackson County-Zions Bank | 3133EJSD2 FEDERAL FARM CREDIT BANKS FUNDING CORP | 1,000,000.00 | USD | LT | 11/16/2018 | 06/19/2023 | 997,507.74 | 0.00 | 963.33 | 79,369.26 | 1,076,877.00 | 1,077,840.33 |
| Jackson County-Zions Bank | 3133ELE42 FEDERAL FARM CREDIT BANKS FUNDING CORP | 2,000,000.00 | USD | LT | 05/27/2020 | 06/02/2025 | 2,000,000.00 | 0.00 | 1,288.89 | -1,794.00 | 1,998,206.00 | 1,999,494.89 |
| Jackson County-Zions Bank | 3133ELXV1 FEDERAL FARM CREDIT BANKS FUNDING CORP | 1,000,000.00 | USD | LT | 04/27/2020 | 04/28/2025 | 1,000,000.00 | 0.00 | 1,767.50 | 438.00 | 1,000,438.00 | 1,002,205.50 |
| Jackson County-Zions Bank | 3133ELZG2 FEDERAL FARM CREDIT BANKS FUNDING CORP | 1,000,000.00 | USD | LT | 05/06/2020 | 05/13/2025 | 1,000,000.00 | 0.00 | 1,026.67 | -127.00 | 999,873.00 | 1,000,899.67 |
| Jackson County-Zions Bank | 3133ELZG2 FEDERAL FARM CREDIT BANKS FUNDING CORP | 1,000,000.00 | USD | LT | 05/06/2020 | 05/13/2025 | 1,000,000.00 | 0.00 | 1,026.67 | -127.00 | 999,873.00 | 1,000,899.67 |
| Jackson County-Zions Bank | 3133ELZY3 FEDERAL FARM CREDIT BANKS FUNDING CORP | 1,000,000.00 | USD | LT | 05/26/2020 | 05/20/2024 | 1,000,000.00 | 0.00 | 728.89 | 141.00 | 1,000,141.00 | 1,000,869.89 |
| Jackson County-Zions Bank | 3134GSET8 FEDERAL HOME LOAN MORTGAGE CORP | 500,000.00 | USD | LT | 03/14/2018 | 08/27/2021 | 499,832.67 | 0.00 | 4,305.56 | 13,513.83 | 513,346.50 | 517,652.06 |
| Jackson County-Zions Bank | 3134GU4E7 FEDERAL HOME LOAN MORTGAGE CORP | 2,000,000.00 | USD | LT | 01/16/2020 | 07/22/2024 | 2,000,000.00 | 0.00 | 16,341.67 | 15,862.00 | 2,015,862.00 | 2,032,203.67 |
| Jackson County-Zions Bank | 3134GU4F4 FEDERAL HOME LOAN MORTGAGE CORP | 1,000,000.00 | USD | LT | 01/16/2020 | 02/04/2022 | 1,000,085.00 | 0.00 | 7,516.67 | 1,158.00 | 1,001,243.00 | 1,008,759.67 |
| Jackson County-Zions Bank | 3134GUS27 FEDERAL HOME LOAN MORTGAGE CORP | 1,000,000.00 | USD | LT | 01/16/2020 | 10/17/2022 | 1,000,017.58 | 0.00 | 7,972.22 | 633.42 | 1,000,651.00 | 1,008,623.22 |
| Jackson County-Zions Bank | 3134GVF94 FEDERAL HOME LOAN MORTGAGE CORP | 2,000,000.00 | USD | LT | 06/03/2020 | 06/09/2025 | 2,000,000.00 | 0.00 | 1,014.44 | 678.00 | 2,000,678.00 | 2,001,692.44 |
| Jackson County-Zions Bank | 3134GVNA2 FEDERAL HOME LOAN MORTGAGE CORP | 1,000,000.00 | USD | LT | 04/27/2020 | 01/29/2024 | 1,000,000.00 | 0.00 | 1,377.78 | 1,257.00 | 1,001,257.00 | 1,002,634.78 |
| Jackson County-Zions Bank | 3134GVPK8 FEDERAL HOME LOAN MORTGAGE CORP | 1,000,000.00 | USD | LT | 04/27/2020 | 04/29/2025 | 1,000,000.00 | 0.00 | 1,463.89 | 2,527.00 | 1,002,527.00 | 1,003,990.89 |
| Jackson County-Zions Bank | 3134GVPK8 FEDERAL HOME LOAN MORTGAGE CORP | 1,000,000.00 | USD | LT | 04/27/2020 | 04/29/2025 | 1,000,000.00 | 0.00 | 1,463.89 | 2,527.00 | 1,002,527.00 | 1,003,990.89 |
| Jackson County-Zions Bank | 3134GVQT8 FEDERAL HOME LOAN MORTGAGE CORP | 2,250,000.00 | USD | LT | 05/05/2020 | 05/05/2025 | 2,246,726.77 | 0.00 | 2,450.00 | 3,043.73 | 2,249,770.50 | 2,252,220.50 |
| Jackson County-Zions Bank | 3134GVQZ4 FEDERAL HOME LOAN MORTGAGE CORP | 2,000,000.00 | USD | LT | 05/05/2020 | 05/05/2025 | 1,999,030.68 | 0.00 | 2,488.89 | 1,597.32 | 2,000,628.00 | 2,003,116.89 |
| Jackson County-Zions Bank | 3134GVQZ4 FEDERAL HOME LOAN MORTGAGE CORP | 1,000,000.00 | USD | LT | 05/05/2020 | 05/05/2025 | 1,000,000.00 | 0.00 | 1,244.44 | 314.00 | 1,000,314.00 | 1,001,558.44 |
| Jackson County-Zions Bank | 3134GVRU4 FEDERAL HOME LOAN MORTGAGE CORP | 1,000,000.00 | USD | LT | 05/06/2020 | 02/12/2025 | 999,363.85 | 0.00 | 952.78 | 321.15 | 999,685.00 | 1,000,637.78 |
| Jackson County-Zions Bank | 3134GVRU4 FEDERAL HOME LOAN MORTGAGE CORP | 2,000,000.00 | USD | LT | 05/18/2020 | 02/12/2025 | 1,999,024.86 | 0.00 | 1,905.56 | 345.14 | 1,999,370.00 | 2,001,275.56 |
| Jackson County-Zions Bank | 3134GVUE6 FEDERAL HOME LOAN MORTGAGE CORP | 2,000,000.00 | USD | LT | 05/11/2020 | 05/13/2025 | 2,000,000.00 | 0.00 | 2,266.67 | 1,020.00 | 2,001,020.00 | 2,003,286.67 |

GAAP Balance Sheet by Lot

As of 06/30/2020

[Return to Table of Contents](#)

Jackson County-Agg All (33461)

Dated: 10/19/2020

| Account | Identifier, Description | Current Units | Currency | BS Class | Trade Date | Final Maturity | Book Value | Interest/Dividend Due | Accrued Balance | Net Unrealized Gain/Loss | Market Value | Market Value + Accrued |
|---------------------------|--|---------------|----------|----------|------------|----------------|--------------|-----------------------|-----------------|--------------------------|--------------|------------------------|
| Jackson County-Zions Bank | 3134GVVX3 FEDERAL HOME LOAN MORTGAGE CORP | 2,000,000.00 | USD | LT | 06/02/2020 | 05/28/2025 | 2,000,000.00 | 0.00 | 1,375.00 | 2,058.00 | 2,002,058.00 | 2,003,433.00 |
| Jackson County-Zions Bank | 3134GVVWY0 FEDERAL HOME LOAN MORTGAGE CORP | 1,000,000.00 | USD | LT | 05/18/2020 | 05/28/2025 | 1,000,000.00 | 0.00 | 779.17 | 687.00 | 1,000,687.00 | 1,001,466.17 |
| Jackson County-Zions Bank | 3134GVXM5 FEDERAL HOME LOAN MORTGAGE CORP | 1,000,000.00 | USD | LT | 05/18/2020 | 05/28/2025 | 1,000,000.00 | 0.00 | 779.17 | 687.00 | 1,000,687.00 | 1,001,466.17 |
| Jackson County-Zions Bank | 3134GVXM5 FEDERAL HOME LOAN MORTGAGE CORP | 2,000,000.00 | USD | LT | 05/18/2020 | 05/28/2025 | 2,000,000.00 | 0.00 | 1,558.33 | 1,374.00 | 2,001,374.00 | 2,002,932.33 |
| Jackson County-Zions Bank | 3134GVZU5 FEDERAL HOME LOAN MORTGAGE CORP | 1,000,000.00 | USD | LT | 05/26/2020 | 05/27/2025 | 1,000,000.00 | 0.00 | 733.33 | 453.00 | 1,000,453.00 | 1,001,186.33 |
| Jackson County-Zions Bank | 3136G35S0 FEDERAL NATIONAL MORTGAGE ASSOCIATION | 1,000,000.00 | USD | ST | 09/09/2016 | 09/08/2020 | 999,981.53 | 0.00 | 4,080.56 | 2,115.47 | 1,002,097.00 | 1,006,177.56 |
| Jackson County-Zions Bank | 453907HM2 INDEPENDENCE ORE | 270,000.00 | USD | ST | 12/08/2017 | 06/01/2021 | 270,000.00 | 0.00 | 585.00 | 4,733.10 | 274,733.10 | 275,318.10 |
| Jackson County-Zions Bank | 453907HN0 INDEPENDENCE ORE | 280,000.00 | USD | LT | 12/08/2017 | 06/01/2022 | 280,000.00 | 0.00 | 653.33 | 11,018.00 | 291,018.00 | 291,671.33 |
| Jackson County-Zions Bank | 456560WF4 INDUSTRY CALIF | 960,000.00 | USD | LT | 04/05/2019 | 07/01/2023 | 960,000.00 | 0.00 | 14,400.00 | 1,766.40 | 961,766.40 | 976,166.40 |
| Jackson County-Zions Bank | 46625HJE1 JPMORGAN CHASE & CO | 1,395,000.00 | USD | LT | 12/18/2019 | 09/23/2022 | 1,432,584.12 | 0.00 | 12,341.88 | 44,280.06 | 1,476,864.18 | 1,489,206.05 |
| Jackson County-Zions Bank | 46625HJH4 JPMORGAN CHASE & CO | 1,000,000.00 | USD | LT | 02/01/2019 | 01/25/2023 | 1,004,806.44 | 0.00 | 13,866.67 | 56,637.56 | 1,061,444.00 | 1,075,310.67 |
| Jackson County-Zions Bank | 46625HJH4 JPMORGAN CHASE & CO | 2,000,000.00 | USD | LT | 12/18/2019 | 01/25/2023 | 2,055,369.32 | 0.00 | 27,733.33 | 67,518.68 | 2,122,888.00 | 2,150,621.33 |
| Jackson County-Zions Bank | 46625HJT8 JPMORGAN CHASE & CO | 1,000,000.00 | USD | LT | 12/18/2019 | 02/01/2024 | 1,058,479.65 | 0.00 | 16,145.83 | 47,970.35 | 1,106,450.00 | 1,122,595.83 |
| Jackson County-Zions Bank | 478160BT0 JOHNSON & JOHNSON | 1,000,000.00 | USD | LT | 12/30/2019 | 03/01/2023 | 1,005,959.78 | 0.00 | 6,833.33 | 32,573.22 | 1,038,533.00 | 1,045,366.33 |
| Jackson County-Zions Bank | 492244DV7 KERN CALIF CMNTY COLLEGE DIST | 1,000,000.00 | USD | ST | 11/03/2016 | 11/01/2020 | 1,004,301.62 | 0.00 | 4,821.67 | 2,388.38 | 1,006,690.00 | 1,011,511.67 |
| Jackson County-Zions Bank | 49327M2S2 KEYBANK NA | 1,000,000.00 | USD | LT | 09/06/2018 | 06/09/2022 | 983,162.23 | 0.00 | 1,466.67 | 51,889.77 | 1,035,052.00 | 1,036,518.67 |
| Jackson County-Zions Bank | 495289WB2 KING CNTY WASH SWR REV | 835,000.00 | USD | ST | 03/20/2020 | 07/01/2020 | 835,000.00 | 0.00 | 20,875.00 | -835.00 | 834,165.00 | 855,040.00 |
| Jackson County-Zions Bank | 5446465F5 LOS ANGELES CALIF UNI SCH DIST | 1,115,000.00 | USD | LT | 03/19/2020 | 07/01/2022 | 1,166,563.24 | 0.00 | 27,875.00 | 49,779.11 | 1,216,342.35 | 1,244,217.35 |
| Jackson County-Zions Bank | 594918BH6 MICROSOFT CORP | 1,000,000.00 | USD | LT | 12/05/2017 | 11/03/2022 | 1,005,784.14 | 0.00 | 4,269.44 | 46,377.86 | 1,052,162.00 | 1,056,431.44 |
| Jackson County-Zions Bank | 594918BQ6 MICROSOFT CORP | 1,000,000.00 | USD | LT | 12/11/2018 | 08/08/2023 | 965,643.23 | 0.00 | 7,944.44 | 80,891.77 | 1,046,535.00 | 1,054,479.44 |
| Jackson County-Zions Bank | 609694FX7 MONMOUTH ORE | 335,000.00 | USD | ST | 12/08/2017 | 04/01/2021 | 335,000.00 | 0.00 | 2,177.50 | 3,735.25 | 338,735.25 | 340,912.75 |
| Jackson County-Zions Bank | 609694FY5 MONMOUTH ORE | 345,000.00 | USD | LT | 12/08/2017 | 04/01/2022 | 345,000.00 | 0.00 | 2,415.00 | 9,804.90 | 354,804.90 | 357,219.90 |
| Jackson County-Zions Bank | 625485CF2 MULTNOMAH-CLACKAMAS CNTYS ORE CENTENNIAL SCH DIST | 145,000.00 | USD | LT | 03/26/2020 | 06/01/2023 | 128,749.80 | 0.00 | 0.00 | 1,645.80 | 130,395.60 | 130,395.60 |
| Jackson County-Zions Bank | 63254AAE8 NATIONAL AUSTRALIA BANK LTD (NEW YORK BRANCH) | 689,000.00 | USD | LT | 01/19/2018 | 01/20/2023 | 688,996.47 | 0.00 | 9,244.08 | 40,387.88 | 729,384.36 | 738,628.44 |
| Jackson County-Zions Bank | 654106AH6 NIKE INC | 2,000,000.00 | USD | LT | 05/26/2020 | 03/27/2025 | 2,145,101.38 | 0.00 | 12,533.33 | 8,494.62 | 2,153,596.00 | 2,166,129.33 |
| Jackson County-Zions Bank | 68389XBB0 ORACLE CORP | 1,000,000.00 | USD | LT | 09/07/2018 | 05/15/2022 | 990,840.78 | 0.00 | 3,194.44 | 43,056.22 | 1,033,897.00 | 1,037,091.44 |
| Jackson County-Zions Bank | 68389XBL8 ORACLE CORP | 1,000,000.00 | USD | LT | 02/04/2019 | 09/15/2023 | 982,191.33 | 0.00 | 7,066.67 | 69,164.67 | 1,051,356.00 | 1,058,422.67 |
| Jackson County-Zions Bank | 68389XBR5 ORACLE CORP | 1,000,000.00 | USD | LT | 05/14/2018 | 02/15/2023 | 985,587.38 | 0.00 | 9,916.67 | 65,409.62 | 1,050,997.00 | 1,060,913.67 |

GAAP Balance Sheet by Lot

Jackson County-Agg All (33461)

As of 06/30/2020

[Return to Table of Contents](#)

Dated: 10/19/2020

| Account | Identifier, Description | Current Units | Currency | BS Class | Trade Date | Final Maturity | Book Value | Interest/Dividend Due | Accrued Balance | Net Unrealized Gain/Loss | Market Value | Market Value + Accrued |
|---------------------------|---|---------------|----------|----------|------------|----------------|--------------|-----------------------|-----------------|--------------------------|--------------|------------------------|
| Jackson County-Zions Bank | 686053CM9 OREGON SCH BRDS ASSN | 250,000.00 | USD | LT | 11/19/2018 | 06/30/2022 | 233,931.00 | 0.00 | 0.00 | 11,646.50 | 245,577.50 | 245,577.50 |
| Jackson County-Zions Bank | 68607DTJ4 OREGON ST DEPT TRANSN HWY USER TAX REV | 100,000.00 | USD | LT | 03/20/2020 | 11/15/2021 | 102,652.83 | 0.00 | 638.89 | 3,806.17 | 106,459.00 | 107,097.89 |
| Jackson County-Zions Bank | 68607DTK1 OREGON ST DEPT TRANSN HWY USER TAX REV | 125,000.00 | USD | LT | 03/23/2020 | 11/15/2022 | 130,653.47 | 0.00 | 798.61 | 7,880.28 | 138,533.75 | 139,332.36 |
| Jackson County-Zions Bank | 68607VT21 OREGON ST DEPT ADMINISTRATIVE SVCS LOTTERY REV | 250,000.00 | USD | LT | 12/12/2018 | 04/01/2022 | 247,639.57 | 0.00 | 1,518.75 | 9,755.43 | 257,395.00 | 258,913.75 |
| Jackson County-Zions Bank | 695802MV7 PAJARO VALLEY CALIF UNI SCH DIST | 400,000.00 | USD | LT | 02/06/2019 | 08/01/2022 | 402,957.71 | 0.00 | 5,308.33 | 14,982.29 | 417,940.00 | 423,248.33 |
| Jackson County-Zions Bank | 73474TAJ9 PORT MORROW ORE TRANSMISSION FACS REV | 225,000.00 | USD | LT | 04/05/2019 | 09/01/2023 | 227,645.39 | 0.00 | 2,322.75 | 15,901.36 | 243,546.75 | 245,869.50 |
| Jackson County-Zions Bank | 73474TAL4 PORT MORROW ORE TRANSMISSION FACS REV | 1,700,000.00 | USD | LT | 11/18/2016 | 09/01/2021 | 1,694,011.22 | 0.00 | 10,098.00 | 34,684.78 | 1,728,696.00 | 1,738,794.00 |
| Jackson County-Zions Bank | 73474TAL4 PORT MORROW ORE TRANSMISSION FACS REV | 140,000.00 | USD | LT | 01/06/2017 | 09/01/2021 | 139,275.51 | 0.00 | 831.60 | 3,087.69 | 142,363.20 | 143,194.80 |
| Jackson County-Zions Bank | 735240H22 PORT PORTLAND ORE ARPT REV | 105,000.00 | USD | LT | 04/13/2020 | 07/01/2023 | 114,426.58 | 0.00 | 2,625.00 | -351.43 | 114,075.15 | 116,700.15 |
| Jackson County-Zions Bank | 735389QL5 PORT SEATTLE WASH REV | 1,450,000.00 | USD | LT | 05/07/2020 | 09/01/2023 | 1,509,997.97 | 0.00 | 24,166.67 | 6,861.53 | 1,516,859.50 | 1,541,026.17 |
| Jackson County-Zions Bank | 736679KX8 PORTLAND ORE | 705,000.00 | USD | LT | 03/24/2020 | 06/01/2022 | 744,380.93 | 0.00 | 4,524.34 | 39,543.82 | 783,924.75 | 788,449.09 |
| Jackson County-Zions Bank | 742651DV1 PRIVATE EXPORT FUNDING CORP | 1,000,000.00 | USD | ST | 11/06/2015 | 09/15/2020 | 1,000,462.27 | 0.00 | 6,772.22 | 3,828.73 | 1,004,291.00 | 1,011,063.22 |
| Jackson County-Zions Bank | 742651DV1 PRIVATE EXPORT FUNDING CORP | 1,865,000.00 | USD | ST | 02/10/2016 | 09/15/2020 | 1,868,505.49 | 0.00 | 12,630.19 | 4,497.23 | 1,873,002.72 | 1,885,632.91 |
| Jackson County-Zions Bank | 742718EB1 PROCTER & GAMBLE CO | 500,000.00 | USD | LT | 04/05/2019 | 08/15/2023 | 510,510.38 | 0.00 | 5,855.56 | 33,989.62 | 544,500.00 | 550,355.56 |
| Jackson County-Zions Bank | 742718EU9 PROCTER & GAMBLE CO | 500,000.00 | USD | LT | 12/07/2018 | 08/11/2022 | 490,096.19 | 0.00 | 4,180.56 | 28,752.81 | 518,849.00 | 523,029.56 |
| Jackson County-Zions Bank | 757657US8 REDMOND ORE | 250,000.00 | USD | LT | 12/21/2018 | 06/01/2022 | 252,047.49 | 0.00 | 727.92 | 10,170.01 | 262,217.50 | 262,945.42 |
| Jackson County-Zions Bank | 76116FAD9 RESOLUTION FUNDING CORP | 1,000,000.00 | USD | ST | 11/06/2015 | 07/15/2020 | 999,271.59 | 0.00 | 0.00 | 622.41 | 999,894.00 | 999,894.00 |
| Jackson County-Zions Bank | 769036BM5 RIVERSIDE CALIF PENSION OBLIG | 3,030,000.00 | USD | LT | 06/11/2020 | 06/01/2025 | 3,097,813.27 | 0.00 | 3,715.12 | -52,481.47 | 3,045,331.80 | 3,049,046.92 |
| Jackson County-Zions Bank | 780082AC7 ROYAL BANK OF CANADA | 1,560,000.00 | USD | ST | 11/06/2015 | 10/14/2020 | 1,558,938.67 | 0.00 | 7,007.00 | 8,369.93 | 1,567,308.60 | 1,574,315.60 |
| Jackson County-Zions Bank | 780082AC7 ROYAL BANK OF CANADA | 1,000,000.00 | USD | ST | 12/09/2016 | 10/14/2020 | 1,000,274.27 | 0.00 | 4,491.67 | 4,410.73 | 1,004,685.00 | 1,009,176.67 |
| Jackson County-Zions Bank | 78013XW20 ROYAL BANK OF CANADA | 2,000,000.00 | USD | LT | 02/20/2019 | 10/05/2023 | 2,032,141.46 | 0.00 | 17,677.78 | 149,798.54 | 2,181,940.00 | 2,199,617.78 |
| Jackson County-Zions Bank | 797398DJ0 SAN DIEGO CNTY CALIF PENSION OBLIG | 1,000,000.00 | USD | ST | 02/26/2018 | 08/15/2020 | 1,003,966.41 | 0.00 | 21,892.22 | 2,333.59 | 1,006,300.00 | 1,028,192.22 |
| Jackson County-Zions Bank | 79770GGP5 SAN FRANCISCO CALIF CITY & CNTY REDEV AGY SUCCESSO | 1,000,000.00 | USD | LT | 04/14/2020 | 08/01/2022 | 1,004,527.81 | 0.00 | 9,895.83 | 17,092.19 | 1,021,620.00 | 1,031,515.83 |
| Jackson County-Zions Bank | 798135H51 SAN JOSE CALIF | 560,000.00 | USD | LT | 05/06/2020 | 09/01/2023 | 579,057.73 | 0.00 | 4,293.33 | 16,166.27 | 595,224.00 | 599,517.33 |
| Jackson County-Zions Bank | 833068NC9 SNOHOMISH & ISLAND CNTYS WASH SCH DIST NO 401 STAN | 1,000,000.00 | USD | LT | 05/06/2020 | 12/15/2024 | 1,178,518.62 | 0.00 | 2,222.22 | 27,141.38 | 1,205,660.00 | 1,207,882.22 |
| Jackson County-Zions Bank | 88579YAF8 3M CO | 1,000,000.00 | USD | LT | 12/04/2018 | 06/26/2022 | 979,093.41 | 0.00 | 277.78 | 53,219.59 | 1,032,313.00 | 1,032,590.78 |
| Jackson County-Zions Bank | 89114QBL1 TORONTO-DOMINION BANK | 3,000,000.00 | USD | LT | 12/06/2016 | 07/13/2021 | 2,983,095.59 | 0.00 | 25,200.00 | 61,550.41 | 3,044,646.00 | 3,069,846.00 |
| Jackson County-Zions Bank | 89114QBT4 TORONTO-DOMINION BANK | 500,000.00 | USD | ST | 01/30/2018 | 09/11/2020 | 499,428.46 | 0.00 | 2,826.39 | 1,816.54 | 501,245.00 | 504,071.39 |

GAAP Balance Sheet by Lot

As of 06/30/2020

[Return to Table of Contents](#)

Jackson County-Agg All (33461)

Dated: 10/19/2020

| Account | Identifier, Description | Current Units | Currency | BS Class | Trade Date | Final Maturity | Book Value | Interest/Dividend Due | Accrued Balance | Net Unrealized Gain/Loss | Market Value | Market Value + Accrued |
|------------------------------|--|---------------|----------|----------|------------|----------------|---------------|-----------------------|-----------------|--------------------------|---------------|------------------------|
| Jackson County-Zions Bank | 89114QC48 TORONTO-DOMINION BANK | 500,000.00 | USD | LT | 08/17/2018 | 07/19/2023 | 502,225.38 | 0.00 | 7,875.00 | 43,226.12 | 545,451.50 | 553,326.50 |
| Jackson County-Zions Bank | 89114RHB5 TORONTO-DOMINION BANK | 1,000,000.00 | USD | LT | 04/01/2020 | 04/13/2023 | 1,000,000.00 | 0.00 | 5,091.67 | 5,322.00 | 1,005,322.00 | 1,010,413.67 |
| Jackson County-Zions Bank | 89233P5T9 TOYOTA MOTOR CREDIT CORP | 500,000.00 | USD | LT | 11/27/2018 | 01/12/2022 | 500,572.28 | 0.00 | 7,745.83 | 19,466.72 | 520,039.00 | 527,784.83 |
| Jackson County-Zions Bank | 89236TBJ3 TOYOTA MOTOR CREDIT CORP | 500,000.00 | USD | ST | 01/30/2018 | 05/17/2021 | 500,769.38 | 0.00 | 1,680.56 | 8,673.62 | 509,443.00 | 511,123.56 |
| Jackson County-Zions Bank | 89236TEC5 TOYOTA MOTOR CREDIT CORP | 500,000.00 | USD | LT | 05/14/2018 | 09/08/2022 | 488,722.24 | 0.00 | 3,374.31 | 27,397.26 | 516,119.50 | 519,493.81 |
| Jackson County-Zions Bank | 89236TEL5 TOYOTA MOTOR CREDIT CORP | 1,000,000.00 | USD | LT | 08/17/2018 | 01/11/2023 | 988,277.18 | 0.00 | 12,750.00 | 58,683.82 | 1,046,961.00 | 1,059,711.00 |
| Jackson County-Zions Bank | 89236TFS9 TOYOTA MOTOR CREDIT CORP | 1,000,000.00 | USD | LT | 04/05/2019 | 01/08/2024 | 1,021,406.16 | 0.00 | 16,098.61 | 59,362.84 | 1,080,769.00 | 1,096,867.61 |
| Jackson County-Zions Bank | 90331HNL3 US BANK NA | 500,000.00 | USD | LT | 01/30/2018 | 01/23/2023 | 499,405.02 | 0.00 | 6,254.17 | 28,487.98 | 527,893.00 | 534,147.17 |
| Jackson County-Zions Bank | 91159JAA4 U.S. BANCORP | 3,914,000.00 | USD | LT | 05/18/2020 | 07/15/2022 | 4,071,325.40 | 0.00 | 53,241.27 | 33,654.31 | 4,104,979.72 | 4,158,220.99 |
| Jackson County-Zions Bank | 912828S27 UNITED STATES TREASURY | 2,000,000.00 | USD | ST | 11/18/2016 | 06/30/2021 | 1,988,070.67 | 0.00 | 61.14 | 30,679.33 | 2,018,750.00 | 2,018,811.14 |
| Jackson County-Zions Bank | 912828YJ3 UNITED STATES TREASURY | 1,000,000.00 | USD | LT | 12/30/2019 | 09/30/2021 | 999,015.21 | 0.00 | 3,770.49 | 17,391.04 | 1,016,406.25 | 1,020,176.74 |
| Jackson County-Zions Bank | 931142DH3 WAL MART STORES INC | 1,103,000.00 | USD | LT | 02/20/2019 | 04/11/2023 | 1,098,656.68 | 0.00 | 6,250.33 | 62,562.97 | 1,161,219.65 | 1,167,469.98 |
| Jackson County-Zions Bank | 931142DU4 WALMART INC | 750,000.00 | USD | LT | 04/05/2019 | 12/15/2022 | 747,241.03 | 0.00 | 783.33 | 37,975.97 | 785,217.00 | 786,000.33 |
| Jackson County-Zions Bank | 931142EK5 WALMART INC | 1,000,000.00 | USD | LT | 02/04/2019 | 06/26/2023 | 1,014,374.07 | 0.00 | 472.22 | 72,223.93 | 1,086,598.00 | 1,087,070.22 |
| Jackson County-Zions Bank | 938240CG1 WASHINGTON CNTY ORE CLEAN WTR SVCS SEW REV | 500,000.00 | USD | ST | 05/20/2020 | 10/01/2020 | 504,376.97 | 0.00 | 5,785.00 | 538.03 | 504,915.00 | 510,700.00 |
| Jackson County-Zions Bank | 93978PMG9 WASHINGTON ST HSG FIN COMMN MULTIFAMILY HSG REV | 110,000.00 | USD | ST | 08/20/2015 | 07/01/2020 | 110,000.00 | 0.00 | 1,182.50 | 0.00 | 110,000.00 | 111,182.50 |
| Jackson County-Zions Bank | 94974BFR6 WELLS FARGO & CO | 2,000,000.00 | USD | ST | 04/04/2016 | 01/22/2021 | 2,009,553.40 | 0.00 | 26,500.00 | 18,722.60 | 2,028,276.00 | 2,054,776.00 |
| Jackson County-Zions Bank | 94988J5N3 WELLS FARGO BANK NA | 1,250,000.00 | USD | ST | 03/26/2020 | 01/15/2021 | 1,248,656.19 | 0.00 | 14,986.11 | 17,018.81 | 1,265,675.00 | 1,280,661.11 |
| Jackson County-Zions Bank | 94988J5N3 WELLS FARGO BANK NA | 2,000,000.00 | USD | ST | 03/26/2020 | 01/15/2021 | 1,999,428.45 | 0.00 | 23,977.78 | 25,651.55 | 2,025,080.00 | 2,049,057.78 |
| Jackson County-Zions Bank | 95000U2B8 WELLS FARGO & CO | 500,000.00 | USD | LT | 04/05/2019 | 07/22/2022 | 497,409.05 | 0.00 | 5,796.88 | 23,164.95 | 520,574.00 | 526,370.88 |
| Jackson County-Zions Bank | 961214CS0 WESTPAC BANKING CORP | 500,000.00 | USD | ST | 01/30/2018 | 11/23/2020 | 500,016.96 | 0.00 | 1,372.22 | 4,403.54 | 504,420.50 | 505,792.72 |
| Jackson County-Zions Bank | 961214DZ3 WESTPAC BANKING CORP | 500,000.00 | USD | LT | 08/17/2018 | 05/15/2023 | 502,880.18 | 0.00 | 2,331.94 | 39,646.32 | 542,526.50 | 544,858.44 |
| Jackson County-Zions Bank | 961214EC3 WESTPAC BANKING CORP | 500,000.00 | USD | LT | 04/05/2019 | 02/26/2024 | 503,719.14 | 0.00 | 5,729.17 | 40,157.36 | 543,876.50 | 549,605.67 |
| Jackson County-BOTC5782 | BOTC5782 Jackson County BOTC MMF | 2,835,378.08 | USD | CE | --- | 06/30/2020 | 2,835,378.08 | 10,045.36 | 0.00 | 0.00 | 2,835,378.08 | 2,835,378.08 |
| Jackson County-Key Bank | CCYUSD Cash | 154,314.44 | USD | Cash | --- | 06/30/2020 | 154,314.44 | 0.00 | 0.00 | 0.00 | 154,314.44 | 154,314.44 |
| Jackson County-BOTC5636 | CCYUSD Cash | 13,121,186.26 | USD | Cash | --- | 06/30/2020 | 13,121,186.26 | 0.00 | 0.00 | 0.00 | 13,121,186.26 | 13,121,186.26 |
| Jackson County-BOTC5782 | CCYUSD Receivable | 10,045.36 | USD | RCV | --- | 06/30/2020 | 10,045.36 | 0.00 | 0.00 | 0.00 | 10,045.36 | 10,045.36 |
| Jackson County-BOTC7358 | CD1632 3-YEAR PUBLIC FUND CD | 1,000,000.00 | USD | ST | 11/09/2017 | 11/05/2020 | 1,000,000.00 | 0.00 | 48,117.81 | 0.00 | 1,000,000.00 | 1,048,117.81 |
| Jackson County-Umpqua 5331 | CD5331 Umpqua Bank | 20,000,000.00 | USD | LT | 08/19/2016 | 08/19/2021 | 20,000,000.00 | 0.00 | 1,507,786.89 | 0.00 | 20,000,000.00 | 21,507,786.89 |
| Jackson County-BOTC7358 | CD8908 3-YEAR PUBLIC FUND CD | 1,000,000.00 | USD | ST | 11/02/2017 | 10/29/2020 | 1,000,000.00 | 0.00 | 48,466.85 | 0.00 | 1,000,000.00 | 1,048,466.85 |
| Certificate of Deposit 25 Mo | JC2020122824 First Interstate Bank | 1,000,000.00 | USD | ST | 12/06/2018 | 12/28/2020 | 1,000,000.00 | 0.00 | 38,202.74 | 0.00 | 1,000,000.00 | 1,038,202.74 |

GAAP Balance Sheet by Lot

Jackson County-Agg All (33461)

As of 06/30/2020

[Return to Table of Contents](#)

Dated: 10/19/2020

| Account | Identifier, Description | Current Units | Currency | BS Class | Trade Date | Final Maturity | Book Value | Interest/ Dividend Due | Accrued Balance | Net Unrealized Gain/Loss | Market Value | Market Value + Accrued |
|------------------------------|---------------------------------------|-----------------------|------------|----------|------------|-------------------|-----------------------|------------------------|---------------------|--------------------------|-----------------------|------------------------|
| Certificate of Deposit 25 Mo | JC2020122824 First Interstate Bank | 24,000.00 | USD | ST | 11/27/2019 | 12/28/2020 | 24,000.00 | 0.00 | 916.87 | 0.00 | 24,000.00 | 24,916.87 |
| Certificate of Deposit | JC2021110125 First Interstate Bank | 2,000,000.00 | USD | LT | 10/01/2018 | 11/01/2021 | 2,000,000.00 | 0.00 | 87,534.25 | 0.00 | 2,000,000.00 | 2,087,534.25 |
| Certificate of Deposit | JC2021110125 First Interstate Bank | 50,000.00 | USD | LT | 09/30/2019 | 11/01/2021 | 50,000.00 | 0.00 | 2,188.36 | 0.00 | 50,000.00 | 52,188.36 |
| Jackson County-LGIP | JCKSNCNTY LGIP | 46,720,978.13 | USD | CE | --- | 06/30/2020 | 46,720,978.13 | 0.00 | 0.00 | 0.00 | 46,720,978.13 | 46,720,978.13 |
| --- | --- | 226,691,902.27 | USD | --- | --- | 05/16/2022 | 227,848,527.85 | 10,045.36 | 2,626,765.13 | 3,096,401.61 | 230,944,929.46 | 233,571,694.59 |

* Weighted by: Market Value + Accrued. * Holdings Displayed by: Lot.

Accrual Earning Report

07/01/2019 - 06/30/2020

[Return to Table of Contents](#)

Jackson County-Agg All (33461)

Dated: 10/19/2020

| <i>Security Type, Identifier, Description</i> | <i>Ending Current Units</i> | <i>Interest/Dividend Income</i> | <i>Net Amortization/Accretion Income</i> | <i>Net Realized Gain/Loss</i> | <i>Coupon Received Income</i> |
|--|-----------------------------|---------------------------------|--|-------------------------------|-------------------------------|
| CD CD1632 3-YEAR PUBLIC FUND CD | 1,000,000.00 | 18,249.86 | 0.00 | 0.00 | 0.00 |
| CD CD8908 3-YEAR PUBLIC FUND CD | 1,000,000.00 | 18,249.86 | 0.00 | 0.00 | 0.00 |
| CORP 88579YAF8 3M CO | 1,000,000.00 | 20,000.00 | 10,554.22 | 0.00 | 20,000.00 |
| MUNI 004284A96 ACALANES CALIF UN HIGH SCH DIST | 0.00 | 1,249.33 | -80.77 | 0.00 | 7,496.00 |
| CORP 023135AZ9 AMAZON.COM INC | 1,000,000.00 | 13,922.22 | -3,995.74 | 0.00 | 14,000.00 |
| CORP 037833CQ1 APPLE INC | 2,000,000.00 | 46,000.00 | 1,993.07 | 0.00 | 46,000.00 |
| CORP 037833BF6 APPLE INC | 1,000,000.00 | 27,000.00 | 2,067.33 | 0.00 | 27,000.00 |
| CORP 037833DC1 APPLE INC | 1,000,000.00 | 21,000.00 | 5,888.31 | 0.00 | 21,000.00 |
| CORP 037833AK6 APPLE INC | 1,000,000.00 | 24,000.00 | 3,674.20 | 0.00 | 24,000.00 |
| CORP 037833CQ1 APPLE INC | 1,775,000.00 | 40,825.00 | 3,916.33 | 0.00 | 40,825.00 |
| CORP 06051GFW4 BANK OF AMERICA CORP | 500,000.00 | 13,125.00 | 2,160.37 | 0.00 | 13,125.00 |
| CORP 06051GFB0 BANK OF AMERICA CORP | 1,000,000.00 | 41,250.00 | -7,707.41 | 0.00 | 41,250.00 |
| CORP 06051GEM7 BANK OF AMERICA CORP | 1,000,000.00 | 28,341.66 | -17,967.80 | 0.00 | 28,500.00 |
| YANKEE 06367TPX2 BANK OF MONTREAL | 0.00 | 4,695.83 | -194.39 | 0.00 | 5,250.00 |
| CORP 06367WJM6 BANK OF MONTREAL | 2,000,000.00 | 30,933.34 | -9,349.64 | 0.00 | 29,000.00 |
| YANKEE 06367WHH9 BANK OF MONTREAL | 1,000,000.00 | 17,508.33 | -5,290.68 | 0.00 | 16,500.00 |
| CORP 06367WJM6 BANK OF MONTREAL | 1,000,000.00 | 15,386.11 | -4,635.36 | 0.00 | 14,500.00 |
| CORP 06406RAG2 BANK OF NEW YORK MELLON CORP | 1,000,000.00 | 35,000.00 | -1,747.64 | 0.00 | 35,000.00 |
| CORP 064159GW0 BANK OF NOVA SCOTIA | 500,000.00 | 11,750.00 | 810.43 | 0.00 | 11,750.00 |
| CORP 084670BR8 BERKSHIRE HATHAWAY INC | 1,000,000.00 | 27,500.00 | -473.25 | 0.00 | 27,500.00 |
| MUNI 13063DSU3 CALIFORNIA ST | 1,000,000.00 | 10,888.89 | -3,398.88 | 0.00 | 0.00 |
| MUNI 13063DFT0 CALIFORNIA ST | 1,000,000.00 | 13,472.22 | -6,094.61 | 0.00 | 25,000.00 |

Accrual Earning Report

07/01/2019 - 06/30/2020

[Return to Table of Contents](#)

Jackson County-Agg All (33461)

Dated: 10/19/2020

| Security Type, Identifier, Description | Ending Current Units | Interest/Dividend Income | Net Amortization/Accretion Income | Net Realized Gain/Loss | Coupon Received Income |
|--|----------------------|--------------------------|-----------------------------------|------------------------|------------------------|
| CASH CCYUSD Cash | 154,314.44 | 0.00 | 0.00 | 0.00 | 0.00 |
| CASH CCYUSD Cash | 13,121,186.26 | 0.00 | 0.00 | 0.00 | 0.00 |
| MUNI 16310FCL9 CHEHALEM PK & REC DIST ORE | 0.00 | 23,697.78 | -12,920.23 | 0.00 | 24,800.00 |
| CORP 166764AG5 CHEVRON CORP | 0.00 | 23,798.08 | -397.64 | 0.00 | 24,270.00 |
| CORP 17275RAX0 CISCO SYSTEMS INC | 0.00 | 11,705.56 | -1,146.03 | 0.00 | 12,250.00 |
| MUNI 179093JP5 CLACKAMAS CNTY ORE SCH DIST NO 12 NORTH CLACKAMAS | 200,000.00 | 2,155.56 | -525.94 | 0.00 | 4,000.00 |
| CORP 22160KAK1 COSTCO WHOLESALE CORP | 1,000,000.00 | 11,436.11 | -2,802.58 | 0.00 | 11,500.00 |
| MUNI 29270CYN9 ENERGY NORTHWEST WASH ELEC REV | 1,000,000.00 | 26,530.00 | -7,457.95 | 0.00 | 26,530.00 |
| MUNI 29270CR72 ENERGY NORTHWEST WASH ELEC REV | 0.00 | 0.00 | 0.00 | 0.00 | 3,836.25 |
| MUNI 29270CYP4 ENERGY NORTHWEST WASH ELEC REV | 240,000.00 | 990.39 | -634.08 | 0.00 | 0.00 |
| AGCY BOND 3132X0EQ0 FEDERAL AGRICULTURAL MORTGAGE CORP | 1,000,000.00 | 15,500.00 | 2,405.62 | 0.00 | 15,500.00 |
| AGCY BOND 3132X0GH8 FEDERAL AGRICULTURAL MORTGAGE CORP | 0.00 | 13,451.39 | 4,864.80 | 8,798.38 | 16,250.00 |
| AGCY BOND 3132X0G39 FEDERAL AGRICULTURAL MORTGAGE CORP | 500,000.00 | 12,465.28 | 373.92 | 0.00 | 12,500.00 |
| AGCY BOND 31315PQT9 FEDERAL AGRICULTURAL MORTGAGE CORP | 0.00 | 4,797.92 | -698.73 | 0.00 | 7,050.00 |
| AGCY BOND 3133EGU60 FEDERAL FARM CREDIT BANKS FUNDING CORP | 0.00 | 10,515.56 | 0.00 | 0.00 | 9,100.00 |
| AGCY BOND 3133EHJQ7 FEDERAL FARM CREDIT BANKS FUNDING CORP | 0.00 | 15,522.22 | 876.28 | 6,201.36 | 21,022.22 |
| AGCY BOND 3133EHQ1 FEDERAL FARM CREDIT BANKS FUNDING CORP | 0.00 | 16,195.83 | 1,702.19 | 6,928.51 | 14,950.00 |
| AGCY BOND 3133EG2P9 FEDERAL FARM CREDIT BANKS FUNDING CORP | 0.00 | 2,771.11 | 0.00 | 0.00 | 14,500.00 |
| AGCY BOND 3133EJAX7 FEDERAL FARM CREDIT BANKS FUNDING CORP | 0.00 | 347.23 | 2.57 | 240.25 | 5,555.56 |
| AGCY BOND 3133EJAZ2 FEDERAL FARM CREDIT BANKS FUNDING CORP | 0.00 | 73.89 | 1.10 | 716.16 | 5,652.50 |
| AGCY BOND 3133EGSD8 FEDERAL FARM CREDIT BANKS FUNDING CORP | 0.00 | 1,632.22 | 24.91 | 0.00 | 5,650.00 |
| AGCY BOND 3133EJZW2 FEDERAL FARM CREDIT BANKS FUNDING CORP | 0.00 | 6,868.33 | 144.73 | 1,982.79 | 15,850.00 |

Accrual Earning Report

07/01/2019 - 06/30/2020

[Return to Table of Contents](#)

Jackson County-Agg All (33461)

Dated: 10/19/2020

| <i>Security Type, Identifier, Description</i> | <i>Ending Current Units</i> | <i>Interest/Dividend Income</i> | <i>Net Amortization/Accretion Income</i> | <i>Net Realized Gain/Loss</i> | <i>Coupon Received Income</i> |
|--|-----------------------------|---------------------------------|--|-------------------------------|-------------------------------|
| AGCY BOND 3133EJD63 FEDERAL FARM CREDIT BANKS FUNDING CORP | 0.00 | 9,348.00 | 107.67 | 855.50 | 18,696.00 |
| AGCY BOND 3133EJSD2 FEDERAL FARM CREDIT BANKS FUNDING CORP | 1,000,000.00 | 28,900.00 | 842.26 | 0.00 | 28,900.00 |
| AGCY BOND 3133EGEU5 FEDERAL FARM CREDIT BANKS FUNDING CORP | 0.00 | 2,130.33 | 1,901.32 | 2,096.71 | 1,540.00 |
| AGCY BOND 3133EFZT7 FEDERAL FARM CREDIT BANKS FUNDING CORP | 0.00 | 9,061.11 | 0.00 | 0.00 | 14,000.00 |
| AGCY BOND 3133EFV20 FEDERAL FARM CREDIT BANKS FUNDING CORP | 0.00 | 20,694.44 | 0.00 | 0.00 | 14,900.00 |
| AGCY BOND 3133EKFK7 FEDERAL FARM CREDIT BANKS FUNDING CORP | 0.00 | 144.44 | 1.27 | 347.13 | 3,250.00 |
| AGCY BOND 3133EKFL5 FEDERAL FARM CREDIT BANKS FUNDING CORP | 0.00 | 672.50 | 3.09 | 468.06 | 7,248.06 |
| AGCY BOND 3133EFE86 FEDERAL FARM CREDIT BANKS FUNDING CORP | 0.00 | 6,477.78 | 702.00 | 8,001.50 | 13,811.11 |
| AGCY BOND 3133EG4D4 FEDERAL FARM CREDIT BANKS FUNDING CORP | 0.00 | 9,322.78 | 0.00 | 0.00 | 8,650.00 |
| AGCY BOND 3133EGKT1 FEDERAL FARM CREDIT BANKS FUNDING CORP | 0.00 | 8,666.67 | 0.00 | 0.00 | 20,800.00 |
| AGCY BOND 3133ELEU4 FEDERAL FARM CREDIT BANKS FUNDING CORP | 0.00 | 11,081.67 | 0.00 | 0.00 | 9,150.00 |
| AGCY BOND 3133ELFF6 FEDERAL FARM CREDIT BANKS FUNDING CORP | 0.00 | 5,488.89 | 0.00 | 0.00 | 4,750.00 |
| AGCY BOND 3133ELCG7 FEDERAL FARM CREDIT BANKS FUNDING CORP | 0.00 | 6,262.50 | -500.00 | 0.00 | 4,175.00 |
| AGCY BOND 3133ELXV1 FEDERAL FARM CREDIT BANKS FUNDING CORP | 1,000,000.00 | 1,767.50 | 0.00 | 0.00 | 0.00 |
| AGCY BOND 3133ELZG2 FEDERAL FARM CREDIT BANKS FUNDING CORP | 1,000,000.00 | 1,026.67 | 0.00 | 0.00 | 0.00 |
| AGCY BOND 3133ELZG2 FEDERAL FARM CREDIT BANKS FUNDING CORP | 1,000,000.00 | 1,026.67 | 0.00 | 0.00 | 0.00 |
| AGCY BOND 3133ELZY3 FEDERAL FARM CREDIT BANKS FUNDING CORP | 1,000,000.00 | 604.45 | 0.00 | 0.00 | 0.00 |
| AGCY BOND 3133ELE42 FEDERAL FARM CREDIT BANKS FUNDING CORP | 2,000,000.00 | 1,288.89 | 0.00 | 0.00 | 0.00 |
| AGCY BOND 3130A9DR9 FEDERAL HOME LOAN BANKS | 0.00 | 9,900.56 | 0.00 | 0.00 | 7,100.00 |
| AGCY BOND 3130A9KE0 FEDERAL HOME LOAN BANKS | 0.00 | 9,800.00 | 105.13 | 79.67 | 7,000.00 |
| AGCY BOND 3130A9NK3 FEDERAL HOME LOAN BANKS | 0.00 | 9,625.00 | 0.00 | 0.00 | 6,875.00 |
| AGCY BOND 313381Z57 FEDERAL HOME LOAN BANKS | 0.00 | 25,833.33 | 4,470.84 | 3,917.30 | 37,500.00 |

Accrual Earning Report

07/01/2019 - 06/30/2020

[Return to Table of Contents](#)

Jackson County-Agg All (33461)

Dated: 10/19/2020

| <i>Security Type, Identifier, Description</i> | <i>Ending Current Units</i> | <i>Interest/Dividend Income</i> | <i>Net Amortization/Accretion Income</i> | <i>Net Realized Gain/Loss</i> | <i>Coupon Received Income</i> |
|---|-----------------------------|---------------------------------|--|-------------------------------|-------------------------------|
| AGCY BOND 3130ACNM2 FEDERAL HOME LOAN BANKS | 0.00 | 7,283.33 | 283.33 | 2,604.76 | 11,400.00 |
| AGCY BOND 3130ACX82 FEDERAL HOME LOAN BANKS | 0.00 | 6,465.27 | 76.71 | 1,845.70 | 9,895.83 |
| AGCY BOND 3130ACW59 FEDERAL HOME LOAN BANKS | 0.00 | 4,522.22 | 52.70 | 561.94 | 5,500.00 |
| AGCY BOND 3130ADC26 FEDERAL HOME LOAN BANKS | 0.00 | 3,605.56 | 164.53 | 627.97 | 8,250.00 |
| AGCY BOND 313380Z75 FEDERAL HOME LOAN BANKS | 0.00 | 632.39 | 155.72 | 0.00 | 1,007.35 |
| AGCY BOND 3130ADFH0 FEDERAL HOME LOAN BANKS | 0.00 | 1,137.78 | 300.73 | 48,642.94 | 23,608.89 |
| AGCY BOND 3130A9ZE4 FEDERAL HOME LOAN BANKS | 0.00 | 17,766.67 | 6,593.55 | 35,793.57 | 13,000.00 |
| AGCY BOND 3130AG6S9 FEDERAL HOME LOAN BANKS | 0.00 | 294.44 | 5.19 | 1,775.93 | 6,625.00 |
| AGCY BOND 3130A9TJ0 FEDERAL HOME LOAN BANKS | 0.00 | 24,649.00 | 205.90 | 0.00 | 28,260.00 |
| AGCY BOND 313383HU8 FEDERAL HOME LOAN BANKS | 0.00 | 16,576.39 | -5,941.50 | 0.00 | 17,500.00 |
| AGCY BOND 3130AHP31 FEDERAL HOME LOAN BANKS | 850,000.00 | 9,066.66 | 0.00 | 0.00 | 8,500.00 |
| AGCY BOND 3130AHU92 FEDERAL HOME LOAN BANKS | 1,000,000.00 | 9,965.28 | 0.00 | 0.00 | 0.00 |
| AGCY BOND 3130A0F70 FEDERAL HOME LOAN BANKS | 1,000,000.00 | 15,375.00 | -7,846.74 | 0.00 | 16,875.00 |
| AGCY BOND 3130AHXJ7 FEDERAL HOME LOAN BANKS | 1,000,000.00 | 8,533.33 | 0.00 | 0.00 | 0.00 |
| AGCY BOND 3130AHUU5 FEDERAL HOME LOAN BANKS | 2,000,000.00 | 15,937.50 | 0.00 | 0.00 | 9,375.00 |
| AGCY BOND 3130AJKL2 FEDERAL HOME LOAN BANKS | 2,750,000.00 | 3,181.60 | 0.00 | 0.00 | 0.00 |
| AGCY BOND 3130AJLA5 FEDERAL HOME LOAN BANKS | 1,000,000.00 | 875.00 | 0.00 | 0.00 | 0.00 |
| AGCY BOND 3130AJPD5 FEDERAL HOME LOAN BANKS | 1,000,000.00 | 477.78 | 0.00 | 0.00 | 0.00 |
| AGCY BOND 3130AJQZ5 FEDERAL HOME LOAN BANKS | 1,000,000.00 | 22.22 | 0.00 | 0.00 | 0.00 |
| AGCY BOND 3134GB3V2 FEDERAL HOME LOAN MORTGAGE CORP | 0.00 | 3,483.33 | 23.93 | 490.10 | 5,500.00 |
| AGCY BOND 3134GB3M2 FEDERAL HOME LOAN MORTGAGE CORP | 0.00 | 4,300.00 | 239.57 | 1,341.26 | 8,062.50 |
| AGCY BOND 3134GAQ31 FEDERAL HOME LOAN MORTGAGE CORP | 0.00 | 6,868.06 | 158.24 | 1,091.76 | 16,125.00 |

Accrual Earning Report

07/01/2019 - 06/30/2020

[Return to Table of Contents](#)

Jackson County-Agg All (33461)

Dated: 10/19/2020

| <i>Security Type, Identifier, Description</i> | <i>Ending Current Units</i> | <i>Interest/Dividend Income</i> | <i>Net Amortization/Accretion Income</i> | <i>Net Realized Gain/Loss</i> | <i>Coupon Received Income</i> |
|---|-----------------------------|---------------------------------|--|-------------------------------|-------------------------------|
| AGCY BOND 3134G9P27 FEDERAL HOME LOAN MORTGAGE CORP | 0.00 | 9,833.33 | 1,947.94 | 8,459.60 | 16,250.00 |
| AGCY BOND 3134GSAE5 FEDERAL HOME LOAN MORTGAGE CORP | 0.00 | 5,573.33 | 0.00 | 0.00 | 11,400.00 |
| AGCY BOND 3134GSET8 FEDERAL HOME LOAN MORTGAGE CORP | 500,000.00 | 12,500.00 | 145.12 | 0.00 | 12,500.00 |
| AGCY BOND 3134G8Y86 FEDERAL HOME LOAN MORTGAGE CORP | 0.00 | 868.06 | 21.08 | 0.00 | 6,250.00 |
| AGCY BOND 3134GSUW3 FEDERAL HOME LOAN MORTGAGE CORP | 0.00 | 2,166.67 | 0.00 | 0.00 | 7,500.00 |
| AGCY BOND 3134GARV8 FEDERAL HOME LOAN MORTGAGE CORP | 0.00 | 4,116.67 | 0.00 | 0.00 | 6,500.00 |
| AGCY BOND 3134G8YF0 FEDERAL HOME LOAN MORTGAGE CORP | 0.00 | 3,900.00 | 0.00 | 0.00 | 6,000.00 |
| AGCY DISC 313400BV4 FEDERAL HOME LOAN MORTGAGE CORP | 0.00 | 0.00 | 951.92 | 0.00 | 0.00 |
| AGCY BOND 3134GSL60 FEDERAL HOME LOAN MORTGAGE CORP | 0.00 | 14,666.67 | 0.00 | 0.00 | 15,000.00 |
| AGCY BOND 3134GS3G8 FEDERAL HOME LOAN MORTGAGE CORP | 0.00 | 18,927.08 | 0.00 | 0.00 | 28,750.00 |
| AGCY BOND 3134GTEW9 FEDERAL HOME LOAN MORTGAGE CORP | 0.00 | 19,236.11 | 0.00 | 0.00 | 25,000.00 |
| AGCY BOND 3134GTGB3 FEDERAL HOME LOAN MORTGAGE CORP | 0.00 | 8,020.83 | 0.00 | 0.00 | 13,750.00 |
| AGCY BOND 3134GTBF9 FEDERAL HOME LOAN MORTGAGE CORP | 0.00 | 736.11 | 0.00 | 0.00 | 6,625.00 |
| AGCY BOND 3134GTEA7 FEDERAL HOME LOAN MORTGAGE CORP | 0.00 | 8,550.00 | 0.00 | 0.00 | 13,500.00 |
| AGCY BOND 3134GUYS3 FEDERAL HOME LOAN MORTGAGE CORP | 0.00 | 9,651.11 | 0.00 | 0.00 | 10,100.00 |
| AGCY BOND 3134GUS27 FEDERAL HOME LOAN MORTGAGE CORP | 1,000,000.00 | 7,972.22 | -182.42 | 0.00 | 0.00 |
| AGCY BOND 3134GU3Q1 FEDERAL HOME LOAN MORTGAGE CORP | 0.00 | 5,000.00 | 0.00 | 0.00 | 5,000.00 |
| AGCY BOND 3134GU4F4 FEDERAL HOME LOAN MORTGAGE CORP | 1,000,000.00 | 7,516.67 | -415.00 | 0.00 | 0.00 |
| AGCY BOND 3134GU4E7 FEDERAL HOME LOAN MORTGAGE CORP | 2,000,000.00 | 16,341.67 | 0.00 | 0.00 | 0.00 |
| AGCY BOND 3134GVPK8 FEDERAL HOME LOAN MORTGAGE CORP | 1,000,000.00 | 1,463.89 | 0.00 | 0.00 | 0.00 |
| AGCY BOND 3134GVNA2 FEDERAL HOME LOAN MORTGAGE CORP | 1,000,000.00 | 1,377.78 | 0.00 | 0.00 | 0.00 |
| AGCY BOND 3134GVPK8 FEDERAL HOME LOAN MORTGAGE CORP | 1,000,000.00 | 1,463.89 | 0.00 | 0.00 | 0.00 |

Accrual Earning Report

07/01/2019 - 06/30/2020

[Return to Table of Contents](#)

Jackson County-Agg All (33461)

Dated: 10/19/2020

| <i>Security Type, Identifier, Description</i> | <i>Ending Current Units</i> | <i>Interest/Dividend Income</i> | <i>Net Amortization/Accretion Income</i> | <i>Net Realized Gain/Loss</i> | <i>Coupon Received Income</i> |
|---|-----------------------------|---------------------------------|--|-------------------------------|-------------------------------|
| AGCY BOND 3134GVQZ4 FEDERAL HOME LOAN MORTGAGE CORP | 2,000,000.00 | 2,444.45 | 30.68 | 0.00 | 0.00 |
| AGCY BOND 3134GVQZ4 FEDERAL HOME LOAN MORTGAGE CORP | 1,000,000.00 | 1,200.00 | 0.00 | 0.00 | 0.00 |
| AGCY BOND 3134GVQT8 FEDERAL HOME LOAN MORTGAGE CORP | 2,250,000.00 | 2,362.50 | 101.77 | 0.00 | 0.00 |
| AGCY BOND 3134GVRU4 FEDERAL HOME LOAN MORTGAGE CORP | 1,000,000.00 | 952.78 | 18.85 | 0.00 | 0.00 |
| AGCY BOND 3134GVUE6 FEDERAL HOME LOAN MORTGAGE CORP | 2,000,000.00 | 2,266.67 | 0.00 | 0.00 | 0.00 |
| AGCY BOND 3134GVRU4 FEDERAL HOME LOAN MORTGAGE CORP | 2,000,000.00 | 1,633.34 | 24.86 | 0.00 | 0.00 |
| AGCY BOND 3134GVZU5 FEDERAL HOME LOAN MORTGAGE CORP | 1,000,000.00 | 733.33 | 0.00 | 0.00 | 0.00 |
| AGCY BOND 3134GVXM5 FEDERAL HOME LOAN MORTGAGE CORP | 1,000,000.00 | 779.17 | 0.00 | 0.00 | 0.00 |
| AGCY BOND 3134GVVY0 FEDERAL HOME LOAN MORTGAGE CORP | 1,000,000.00 | 779.17 | 0.00 | 0.00 | 0.00 |
| AGCY BOND 3134GVXM5 FEDERAL HOME LOAN MORTGAGE CORP | 2,000,000.00 | 1,558.33 | 0.00 | 0.00 | 0.00 |
| AGCY BOND 3134GVVX3 FEDERAL HOME LOAN MORTGAGE CORP | 2,000,000.00 | 1,166.67 | 0.00 | 0.00 | 0.00 |
| AGCY BOND 3134GVF94 FEDERAL HOME LOAN MORTGAGE CORP | 2,000,000.00 | 1,014.44 | 0.00 | 0.00 | 0.00 |
| AGCY BOND 3136G35S0 FEDERAL NATIONAL MORTGAGE ASSOCIATION | 1,000,000.00 | 13,000.00 | 97.97 | 0.00 | 13,000.00 |
| AGCY BOND 3136G35C5 FEDERAL NATIONAL MORTGAGE ASSOCIATION | 0.00 | 12,716.67 | 0.00 | 0.00 | 17,500.00 |
| AGCY BOND 3136G35C5 FEDERAL NATIONAL MORTGAGE ASSOCIATION | 0.00 | 12,716.67 | 0.00 | 0.00 | 17,500.00 |
| AGCY BOND 3136G4AS2 FEDERAL NATIONAL MORTGAGE ASSOCIATION | 0.00 | 6,462.50 | 1,897.61 | 3,623.30 | 8,250.00 |
| AGCY BOND 3136G2YB7 FEDERAL NATIONAL MORTGAGE ASSOCIATION | 0.00 | 2,016.67 | 0.00 | 0.00 | 6,600.00 |
| AGCY BOND 3136G34L6 FEDERAL NATIONAL MORTGAGE ASSOCIATION | 0.00 | 2,031.25 | 24.86 | 0.00 | 5,625.00 |
| AGCY BOND 3136G34K8 FEDERAL NATIONAL MORTGAGE ASSOCIATION | 0.00 | 2,125.00 | 32.38 | 0.00 | 5,625.00 |
| AGCY BOND 3136G0B91 FEDERAL NATIONAL MORTGAGE ASSOCIATION | 0.00 | 3,946.25 | -1,282.31 | 0.00 | 9,225.00 |
| AGCY BOND 313586RC5 FEDERAL NATIONAL MORTGAGE ASSOCIATION | 0.00 | 0.00 | 7,543.29 | 0.00 | 0.00 |
| AGCY BOND 3135G0J95 FEDERAL NATIONAL MORTGAGE ASSOCIATION | 0.00 | 4,387.50 | 0.00 | 0.00 | 6,750.00 |

Accrual Earning Report

07/01/2019 - 06/30/2020

[Return to Table of Contents](#)

Jackson County-Agg All (33461)

Dated: 10/19/2020

| <i>Security Type, Identifier, Description</i> | <i>Ending Current Units</i> | <i>Interest/Dividend Income</i> | <i>Net Amortization/Accretion Income</i> | <i>Net Realized Gain/Loss</i> | <i>Coupon Received Income</i> |
|---|-----------------------------|---------------------------------|--|-------------------------------|-------------------------------|
| AGCY BOND 3136G3PY5 FEDERAL NATIONAL MORTGAGE ASSOCIATION | 0.00 | 2,195.83 | 1,932.66 | 2,052.05 | 1,550.00 |
| AGCY BOND 3136G3ZB4 FEDERAL NATIONAL MORTGAGE ASSOCIATION | 0.00 | 1,233.33 | 1,181.39 | 1,789.75 | 1,500.00 |
| AGCY BOND 3136G4DB6 FEDERAL NATIONAL MORTGAGE ASSOCIATION | 0.00 | 9,340.28 | 0.00 | 0.00 | 12,500.00 |
| CD JC2021110125 First Interstate Bank | 2,000,000.00 | 50,136.99 | 0.00 | 0.00 | 0.00 |
| CD JC2021110125 First Interstate Bank | 50,000.00 | 2,188.36 | 0.00 | 0.00 | 0.00 |
| CD JC2019100220 First Interstate Bank | 0.00 | 5,095.89 | 0.00 | 0.00 | 18,301.37 |
| CD JC20200414225 First Interstate Bank | 0.00 | 17,753.42 | 0.00 | 0.00 | 31,869.86 |
| CD JC20200414225 First Interstate Bank | 0.00 | 210.82 | 0.00 | 0.00 | 210.82 |
| CD JC2020122824 First Interstate Bank | 1,000,000.00 | 48,065.75 | 0.00 | 0.00 | 24,000.00 |
| CD JC2020122824 First Interstate Bank | 24,000.00 | 916.87 | 0.00 | 0.00 | 0.00 |
| CORP 36966RW77 GENERAL ELECTRIC CAPITAL CORPORATION | 0.00 | 37,597.29 | -23,691.53 | 0.00 | 53,287.50 |
| MUNI 432092SG0 HILLSBORO ORE | 0.00 | 4,400.00 | -2,667.89 | 0.00 | 4,800.00 |
| MUNI 453907HN0 INDEPENDENCE ORE | 280,000.00 | 7,840.00 | 0.00 | 0.00 | 7,840.00 |
| MUNI 453907HM2 INDEPENDENCE ORE | 270,000.00 | 7,020.00 | 0.00 | 0.00 | 7,020.00 |
| MUNI 456560WF4 INDUSTRY CALIF | 960,000.00 | 28,800.00 | -3,904.87 | 0.00 | 28,800.00 |
| CORP 459200JF9 INTERNATIONAL BUSINESS MACHINES CORP | 0.00 | 30,625.00 | 0.00 | 15,850.94 | 47,125.00 |
| CORP 459200HM6 INTERNATIONAL BUSINESS MACHINES CORP | 0.00 | 23,400.64 | 5,207.84 | 0.00 | 26,828.76 |
| MMFUND BOTC5782 Jackson County BOTC MMF | 2,835,378.08 | 101,277.76 | 0.00 | 0.00 | 0.00 |
| MUNI 473448CY2 JEFFERSON CNTY ORE SCH DIST NO 509J | 0.00 | 18,155.56 | -10,219.72 | 0.00 | 19,000.00 |
| CORP 478160BT0 JOHNSON & JOHNSON | 1,000,000.00 | 10,193.05 | -1,180.22 | 0.00 | 10,250.00 |
| CORP 48127HAA7 JPMORGAN CHASE & CO | 0.00 | 6,783.33 | 609.76 | 0.00 | 11,000.00 |
| CORP 46625HKA7 JPMORGAN CHASE & CO | 0.00 | 3,562.50 | 163.76 | 905.37 | 11,250.00 |

Accrual Earning Report

07/01/2019 - 06/30/2020

[Return to Table of Contents](#)

Jackson County-Agg All (33461)

Dated: 10/19/2020

| Security Type, Identifier, Description | Ending Current Units | Interest/Dividend Income | Net Amortization/Accretion Income | Net Realized Gain/Loss | Coupon Received Income |
|--|----------------------|--------------------------|-----------------------------------|------------------------|------------------------|
| CORP 46625HJH4 JPMORGAN CHASE & CO | 1,000,000.00 | 32,000.00 | -1,875.43 | 0.00 | 32,000.00 |
| CORP 46625HJH4 JPMORGAN CHASE & CO | 2,000,000.00 | 34,133.33 | -11,510.68 | 0.00 | 32,000.00 |
| CORP 46625HJT8 JPMORGAN CHASE & CO | 1,000,000.00 | 20,559.02 | -8,660.35 | 0.00 | 19,375.00 |
| CORP 46625HJE1 JPMORGAN CHASE & CO | 1,395,000.00 | 24,054.06 | -8,957.39 | 0.00 | 22,668.75 |
| MUNI 492244DV7 KERN CALIF CMNTY COLLEGE DIST | 1,000,000.00 | 28,930.00 | -12,799.93 | 0.00 | 28,930.00 |
| CORP 49327M2S2 KEYBANK NA | 1,000,000.00 | 24,000.00 | 8,704.27 | 0.00 | 24,000.00 |
| CORP 49327M2F0 KEYBANK NA | 0.00 | 22,777.78 | -2,525.31 | 0.00 | 25,000.00 |
| MUNI 495289WB2 KING CNTY WASH SWR REV | 835,000.00 | 11,249.31 | -6,654.95 | 0.00 | 0.00 |
| MMFUND JCKSNCNTY LGIP | 46,720,978.13 | 891,720.14 | 0.00 | 0.00 | 0.00 |
| MUNI 5446465F5 LOS ANGELES CALIF UNI SCH DIST | 1,115,000.00 | 15,176.39 | -7,063.46 | 0.00 | 0.00 |
| CORP 594918BH6 MICROSOFT CORP | 1,000,000.00 | 26,500.00 | -2,666.24 | 0.00 | 26,500.00 |
| CORP 594918BQ6 MICROSOFT CORP | 1,000,000.00 | 20,000.00 | 11,098.48 | 0.00 | 20,000.00 |
| MUNI 609694FY5 MONMOUTH ORE | 345,000.00 | 9,660.00 | 0.00 | 0.00 | 9,660.00 |
| MUNI 609694FX7 MONMOUTH ORE | 335,000.00 | 8,710.00 | 0.00 | 0.00 | 8,710.00 |
| MUNI 625485CF2 MULTNOMAH-CLACKAMAS CNTYS ORE CENTENNIAL SCH DIST | 145,000.00 | 0.00 | -942.55 | 0.00 | 0.00 |
| CORP 63254AAE8 NATIONAL AUSTRALIA BANK LTD (NEW YORK BRANCH) | 689,000.00 | 20,670.00 | 1.38 | 0.00 | 20,670.00 |
| CORP 654106AH6 NIKE INC | 2,000,000.00 | 4,400.00 | -2,898.62 | 0.00 | 0.00 |
| CORP 68389XBR5 ORACLE CORP | 1,000,000.00 | 26,250.00 | 5,500.54 | 0.00 | 26,250.00 |
| CORP 68389XBB0 ORACLE CORP | 1,000,000.00 | 25,000.00 | 4,908.16 | 0.00 | 25,000.00 |
| CORP 68389XBL8 ORACLE CORP | 1,000,000.00 | 24,000.00 | 5,566.16 | 0.00 | 24,000.00 |
| MUNI 686053CM9 OREGON SCH BRDS ASSN | 250,000.00 | 0.00 | 8,067.56 | 0.00 | 0.00 |
| MUNI 68607VT21 OREGON ST DEPT ADMINISTRATIVE SVCS LOTTERY REV | 250,000.00 | 6,075.00 | 1,351.98 | 0.00 | 6,075.00 |

Accrual Earning Report

07/01/2019 - 06/30/2020

[Return to Table of Contents](#)

Jackson County-Agg All (33461)

Dated: 10/19/2020

| Security Type, Identifier, Description | Ending Current Units | Interest/Dividend Income | Net Amortization/Accretion Income | Net Realized Gain/Loss | Coupon Received Income |
|---|----------------------|--------------------------|-----------------------------------|------------------------|------------------------|
| MUNI 68607DTJ4 OREGON ST DEPT TRANSN HWY USER TAX REV | 100,000.00 | 1,347.22 | -523.17 | 0.00 | 2,500.00 |
| MUNI 68607DTK1 OREGON ST DEPT TRANSN HWY USER TAX REV | 125,000.00 | 1,666.67 | -639.03 | 0.00 | 3,125.00 |
| MUNI 695802MV7 PAJARO VALLEY CALIF UNI SCH DIST | 400,000.00 | 12,740.00 | -1,422.50 | 0.00 | 12,740.00 |
| MUNI 720653JL9 PIERCE CNTY WASH SWR REV | 0.00 | 1,458.33 | -711.90 | 0.00 | 8,750.00 |
| MUNI 73474TAL4 PORT MORROW ORE TRANSMISSION FACS REV | 1,700,000.00 | 30,294.00 | 5,133.24 | 0.00 | 30,294.00 |
| MUNI 73474TAL4 PORT MORROW ORE TRANSMISSION FACS REV | 140,000.00 | 2,494.80 | 620.99 | 0.00 | 2,494.80 |
| MUNI 73474TAE0 PORT MORROW ORE TRANSMISSION FACS REV | 0.00 | 1,766.67 | -97.21 | 0.00 | 5,300.00 |
| MUNI 73474TAJ9 PORT MORROW ORE TRANSMISSION FACS REV | 225,000.00 | 6,968.26 | -836.83 | 0.00 | 6,968.26 |
| MUNI 735240H22 PORT PORTLAND ORE ARPT REV | 105,000.00 | 1,108.33 | -662.87 | 0.00 | 0.00 |
| MUNI 735389QL5 PORT SEATTLE WASH REV | 1,450,000.00 | 10,069.45 | -7,166.03 | 0.00 | 0.00 |
| MUNI 735524MP2 PORT VANCOUVER WASH | 0.00 | 2,137.50 | -52.89 | 0.00 | 2,565.00 |
| MUNI 736679KX8 PORTLAND ORE | 705,000.00 | 18,428.92 | -7,034.30 | -17,184.77 | 38,505.00 |
| CORP 740189AL9 PRECISION CASTPARTS CORP | 0.00 | 39,250.00 | -710.05 | 0.00 | 41,250.00 |
| CORP 742651DV1 PRIVATE EXPORT FUNDING CORP | 1,000,000.00 | 23,000.00 | -2,226.21 | 0.00 | 23,000.00 |
| CORP 742651DV1 PRIVATE EXPORT FUNDING CORP | 1,865,000.00 | 42,895.00 | -16,881.70 | 0.00 | 42,895.00 |
| CORP 742718EU9 PROCTER & GAMBLE CO | 500,000.00 | 10,750.00 | 4,701.42 | 0.00 | 10,750.00 |
| CORP 742718EB1 PROCTER & GAMBLE CO | 500,000.00 | 15,500.00 | -3,374.39 | 0.00 | 15,500.00 |
| CASH CCYUSD Receivable | 10,045.36 | 0.00 | 0.00 | 0.00 | 0.00 |
| MUNI 757657US8 REDMOND ORE | 250,000.00 | 8,735.00 | -1,070.54 | 0.00 | 8,735.00 |
| MUNI 760133TR9 RENTON WASH | 0.00 | 1,508.33 | 112.14 | 0.00 | 1,810.00 |
| AGCY BOND 76116FAD9 RESOLUTION FUNDING CORP | 1,000,000.00 | 0.00 | 19,042.70 | 0.00 | 0.00 |
| MUNI 769036BM5 RIVERSIDE CALIF PENSION OBLIG | 3,030,000.00 | 2,972.10 | -604.13 | 0.00 | 0.00 |

Accrual Earning Report

07/01/2019 - 06/30/2020

[Return to Table of Contents](#)

Jackson County-Agg All (33461)

Dated: 10/19/2020

| Security Type, Identifier, Description | Ending Current Units | Interest/Dividend Income | Net Amortization/Accretion Income | Net Realized Gain/Loss | Coupon Received Income |
|---|----------------------|--------------------------|-----------------------------------|------------------------|------------------------|
| CORP 780082AC7 ROYAL BANK OF CANADA | 1,560,000.00 | 32,760.00 | 3,699.49 | 0.00 | 32,760.00 |
| CORP 780082AC7 ROYAL BANK OF CANADA | 1,000,000.00 | 21,000.00 | -956.03 | 0.00 | 21,000.00 |
| YANKEE 78013XW20 ROYAL BANK OF CANADA | 2,000,000.00 | 74,000.00 | -9,877.22 | 0.00 | 74,000.00 |
| MUNI 794458DQ9 SALEM ORE HOSP FAC AUTH REV | 0.00 | 3,488.89 | -2,299.96 | 0.00 | 4,000.00 |
| MUNI 797398DJ0 SAN DIEGO CNTY CALIF PENSION OBLIG | 1,000,000.00 | 57,950.00 | -32,260.11 | 0.00 | 57,950.00 |
| MUNI 79770GGP5 SAN FRANCISCO CALIF CITY & CNTY REDEV AGY SUCCESSO | 1,000,000.00 | 4,947.91 | -452.19 | 0.00 | 0.00 |
| MUNI 798135H51 SAN JOSE CALIF | 560,000.00 | 1,896.22 | -889.47 | 0.00 | 0.00 |
| MUNI 833068NC9 SNOHOMISH & ISLAND CNTYS WASH SCH DIST NO 401 STAN | 1,000,000.00 | 7,361.11 | -5,921.38 | 0.00 | 25,000.00 |
| CORP 89114QBL1 TORONTO-DOMINION BANK | 3,000,000.00 | 54,000.00 | 16,411.18 | 0.00 | 54,000.00 |
| CORP 89114QBT4 TORONTO-DOMINION BANK | 500,000.00 | 9,250.00 | 2,905.34 | 0.00 | 9,250.00 |
| YANKEE 89114QC48 TORONTO-DOMINION BANK | 500,000.00 | 17,500.00 | -731.80 | 0.00 | 17,500.00 |
| CORP 89114RHB5 TORONTO-DOMINION BANK | 1,000,000.00 | 5,091.67 | 0.00 | 0.00 | 0.00 |
| CORP 89236TBJ3 TOYOTA MOTOR CREDIT CORP | 500,000.00 | 13,750.00 | -879.98 | 0.00 | 13,750.00 |
| CORP 89236TEC5 TOYOTA MOTOR CREDIT CORP | 500,000.00 | 10,750.00 | 5,166.03 | 0.00 | 10,750.00 |
| CORP 89236TBP9 TOYOTA MOTOR CREDIT CORP | 0.00 | 1,003.47 | -100.26 | 0.00 | 10,625.00 |
| CORP 89236TBP9 TOYOTA MOTOR CREDIT CORP | 0.00 | 1,003.47 | -214.27 | 0.00 | 10,625.00 |
| CORP 89236TEL5 TOYOTA MOTOR CREDIT CORP | 1,000,000.00 | 27,000.00 | 4,643.45 | 0.00 | 27,000.00 |
| CORP 89233P5T9 TOYOTA MOTOR CREDIT CORP | 500,000.00 | 16,500.00 | -374.03 | 0.00 | 16,500.00 |
| CORP 89236TFS9 TOYOTA MOTOR CREDIT CORP | 1,000,000.00 | 33,500.00 | -6,092.27 | 0.00 | 33,500.00 |
| MUNI 89546RHP2 TRI-CNTY MET TRANSN DIST ORE REV | 0.00 | 752.08 | -520.58 | 0.00 | 2,256.25 |
| CORP 91159JAA4 U.S. BANCORP | 3,914,000.00 | 13,149.95 | -9,254.44 | 0.00 | 0.00 |
| CD CD5331 Umpqua Bank | 20,000,000.00 | 390,537.17 | 0.00 | 0.00 | 0.00 |

Accrual Earning Report

07/01/2019 - 06/30/2020

[Return to Table of Contents](#)

Jackson County-Agg All (33461)

Dated: 10/19/2020

| Security Type, Identifier, Description | Ending Current Units | Interest/Dividend Income | Net Amortization/Accretion Income | Net Realized Gain/Loss | Coupon Received Income |
|---|----------------------|--------------------------|-----------------------------------|------------------------|------------------------|
| US GOV 912828S27 UNITED STATES TREASURY | 2,000,000.00 | 22,500.00 | 11,994.88 | 0.00 | 33,750.00 |
| US GOV 912828D80 UNITED STATES TREASURY | 0.00 | 1,346.81 | 825.49 | 0.00 | 4,062.50 |
| US GOV 912828YJ3 UNITED STATES TREASURY | 1,000,000.00 | 7,500.00 | 395.21 | 0.00 | 7,500.00 |
| CORP 90331HNL3 US BANK NA | 500,000.00 | 14,250.00 | 232.65 | 0.00 | 14,250.00 |
| CORP 90331HML4 US BANK NA | 0.00 | 3,389.38 | 0.00 | 0.00 | 5,843.75 |
| CORP 90331HNU3 US BANK NA | 0.00 | 14,953.48 | 485.22 | 40.55 | 21,604.17 |
| CORP 931142DH3 WAL MART STORES INC | 1,103,000.00 | 28,126.50 | 1,567.71 | 0.00 | 28,126.50 |
| CORP 931142EK5 WALMART INC | 1,000,000.00 | 34,000.00 | -4,967.81 | 0.00 | 34,000.00 |
| CORP 931142DU4 WALMART INC | 750,000.00 | 17,625.00 | 1,125.74 | 0.00 | 17,625.00 |
| MUNI 93730PAG1 WASHINGTON BIOMEDICAL RESH FACS 3 WASH LEASE REV | 0.00 | 0.00 | 0.00 | 0.00 | 12,202.50 |
| MUNI 938240CG1 WASHINGTON CNTY ORE CLEAN WTR SVCS SEW REV | 500,000.00 | 2,506.83 | -1,903.03 | 0.00 | 0.00 |
| MUNI 93978PMG9 WASHINGTON ST HSG FIN COMMN MULTIFAMILY HSG REV | 110,000.00 | 2,365.00 | 52.48 | 0.00 | 2,365.00 |
| CORP 94974BFR6 WELLS FARGO & CO | 2,000,000.00 | 60,000.00 | -17,056.31 | 0.00 | 60,000.00 |
| CORP 94974BGF1 WELLS FARGO & CO | 0.00 | 26,212.08 | -1,136.04 | 0.00 | 45,150.00 |
| CORP 94974BGF1 WELLS FARGO & CO | 0.00 | 35,136.67 | -5,068.07 | 0.00 | 60,522.50 |
| CORP 95000U2B8 WELLS FARGO & CO | 500,000.00 | 13,125.00 | 1,262.70 | 0.00 | 13,125.00 |
| CORP 94988J5N3 WELLS FARGO BANK NA | 1,250,000.00 | 8,215.28 | 631.19 | 0.00 | 0.00 |
| CORP 94988J5N3 WELLS FARGO BANK NA | 2,000,000.00 | 13,144.45 | 268.45 | 0.00 | 0.00 |
| CORP 961214CS0 WESTPAC BANKING CORP | 500,000.00 | 13,000.00 | -42.81 | 0.00 | 13,000.00 |
| CORP 961214DZ3 WESTPAC BANKING CORP | 500,000.00 | 18,250.00 | -1,005.86 | 0.00 | 18,250.00 |
| CORP 961214EC3 WESTPAC BANKING CORP | 500,000.00 | 16,500.00 | -1,019.63 | 0.00 | 16,500.00 |
| CORP 961214CP6 WESTPAC BANKING CORP | 0.00 | 20,763.89 | -588.12 | 0.00 | 23,000.00 |

Accrual Earning Report

07/01/2019 - 06/30/2020

Jackson County-Agg All (33461)

Dated: 10/19/2020

[Return to Table of Contents](#)

| <i>Security Type, Identifier, Description</i> | <i>Ending Current Units</i> | <i>Interest/Dividend Income</i> | <i>Net Amortization/Accretion Income</i> | <i>Net Realized Gain/Loss</i> | <i>Coupon Received Income</i> |
|---|-----------------------------|---------------------------------|--|-------------------------------|-------------------------------|
| --- | 226,691,902.27 | 4,354,971.15 | -153,267.84 | 150,946.07 | 3,146,989.56 |
| --- | | | | | |
| --- | | | | | |

* Weighted by: Ending Market Value + Accrued. * Holdings Displayed by: Lot.

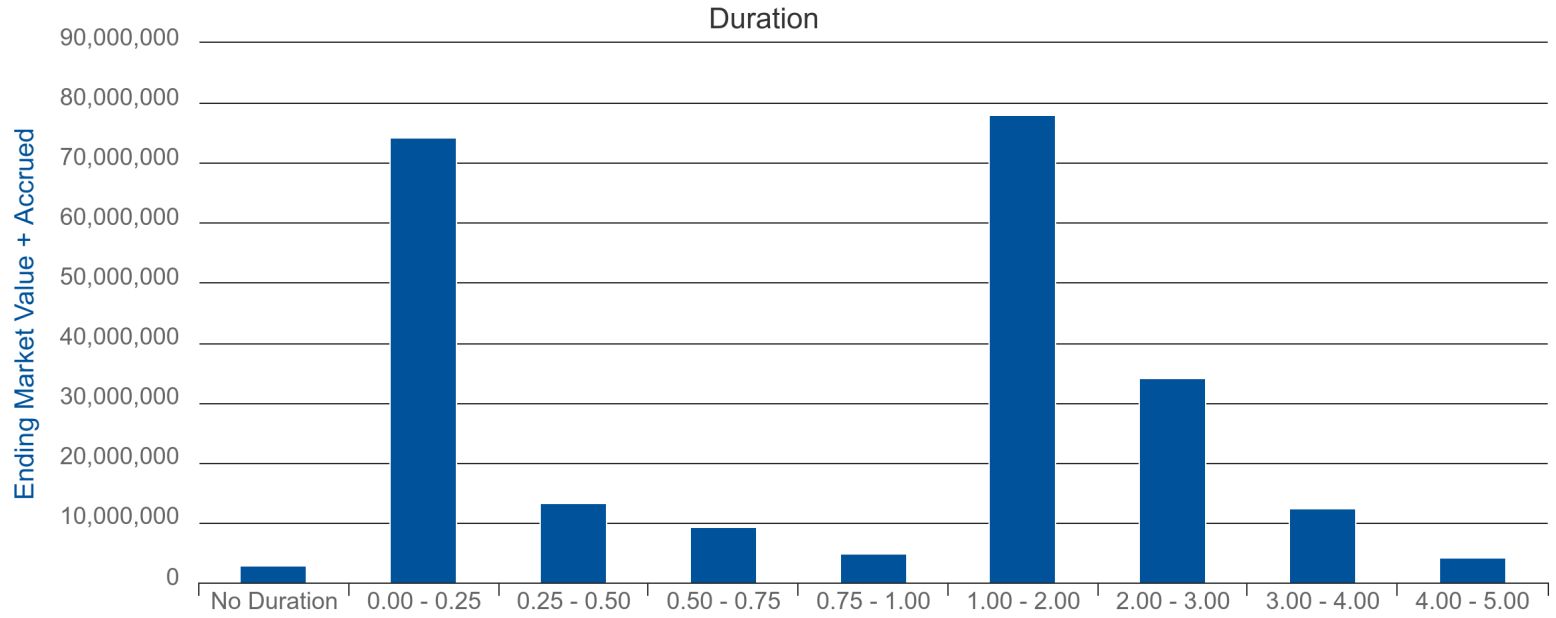
Duration with Graph

As of 06/30/2020

Jackson County-Agg All (33461)

Dated: 10/19/2020

[Return to Table of Contents](#)



| Duration | Ending Yield | Ending Market Value + Accrued |
|-------------|--------------|-------------------------------|
| 0.00 - 0.25 | 1.004 | 74,288,813.97 |
| 0.25 - 0.50 | 0.878 | 13,347,051.14 |
| 0.50 - 0.75 | 0.536 | 9,282,830.97 |
| 0.75 - 1.00 | 0.364 | 4,775,197.63 |
| 1.00 - 2.00 | 0.940 | 78,127,300.07 |
| 2.00 - 3.00 | 0.683 | 34,141,312.20 |
| 3.00 - 4.00 | 0.744 | 12,516,881.39 |
| 4.00 - 5.00 | 1.601 | 4,256,929.14 |
| No Duration | 2.710 | 2,835,378.08 |
| | 1.139 | 233,571,694.59 |

* Grouped by: Duration. * Groups Sorted by: Duration. * Weighted by: Ending Market Value + Accrued.

Summary by Issuer

As of 06/30/2020

[Return to Table of Contents](#)

Jackson County-Agg All (33461)

Dated: 10/19/2020

| <i>Description</i> | <i>Book Value</i> | <i>Market Value + Accrued</i> |
|--|-------------------|-------------------------------|
| 3-YEAR PUBLIC FUND CD | 2,000,000.00 | 2,096,584.66 |
| 3M CO | 979,093.41 | 1,032,590.78 |
| AMAZON.COM INC | 1,032,054.26 | 1,095,136.33 |
| APPLE INC | 6,736,871.27 | 7,066,432.55 |
| BANK OF AMERICA CORP | 2,582,434.67 | 2,738,237.58 |
| BANK OF MONTREAL | 4,081,309.85 | 4,245,903.67 |
| BANK OF NEW YORK MELLON CORP | 1,004,923.01 | 1,086,449.00 |
| BANK OF NOVA SCOTIA | 499,752.00 | 503,630.72 |
| BERKSHIRE HATHAWAY INC | 1,001,199.94 | 1,065,934.22 |
| CALIFORNIA ST | 2,128,676.51 | 2,315,373.33 |
| Cash | 13,275,500.70 | 13,275,500.70 |
| CLACKAMAS CNTY ORE SCH DIST NO 12 NORTH CLACKAMAS | 201,854.06 | 207,237.56 |
| COSTCO WHOLESALE CORP | 1,010,157.42 | 1,036,916.22 |
| ENERGY NORTHWEST WASH ELEC REV | 1,244,285.92 | 1,261,959.00 |
| FEDERAL AGRICULTURAL MORTGAGE CORP | 1,497,669.47 | 1,547,480.22 |
| FEDERAL FARM CREDIT BANKS FUNDING CORP | 6,997,507.74 | 7,082,209.94 |
| FEDERAL HOME LOAN BANKS | 11,659,323.26 | 11,766,685.20 |
| FEDERAL HOME LOAN MORTGAGE CORP | 26,744,081.42 | 26,852,127.44 |
| FEDERAL NATIONAL MORTGAGE ASSOCIATION | 999,981.53 | 1,006,177.56 |
| First Interstate Bank | 3,074,000.00 | 3,202,842.21 |
| INDEPENDENCE ORE | 550,000.00 | 566,989.43 |
| INDUSTRY CALIF | 960,000.00 | 976,166.40 |
| Jackson County BOTC MMF | 2,835,378.08 | 2,835,378.08 |
| JOHNSON & JOHNSON | 1,005,959.78 | 1,045,366.33 |
| JPMORGAN CHASE & CO | 5,551,239.53 | 5,837,733.89 |
| KERN CALIF CMNTY COLLEGE DIST | 1,004,301.62 | 1,011,511.67 |
| KEYBANK NA | 983,162.23 | 1,036,518.67 |
| KING CNTY WASH SWR REV | 835,000.00 | 855,040.00 |
| LGIP | 46,720,978.13 | 46,720,978.13 |
| LOS ANGELES CALIF UNI SCH DIST | 1,166,563.24 | 1,244,217.35 |
| MICROSOFT CORP | 1,971,427.36 | 2,110,910.89 |
| MONMOUTH ORE | 680,000.00 | 698,132.65 |
| MULTNOMAH-CLACKAMAS CNTYS ORE CENTENNIAL SCH DIST | 128,749.80 | 130,395.60 |
| NATIONAL AUSTRALIA BANK LTD (NEW YORK BRANCH) | 688,996.47 | 738,628.44 |
| NIKE INC | 2,145,101.38 | 2,166,129.33 |
| ORACLE CORP | 2,958,619.49 | 3,156,427.78 |
| OREGON SCH BRDS ASSN | 233,931.00 | 245,577.50 |
| OREGON ST DEPT ADMINISTRATIVE SVCS LOTTERY REV | 247,639.57 | 258,913.75 |
| OREGON ST DEPT TRANSN HWY USER TAX REV | 233,306.30 | 246,430.25 |
| PAJARO VALLEY CALIF UNI SCH DIST | 402,957.71 | 423,248.33 |
| PORT MORROW ORE TRANSMISSION FACS REV | 2,060,932.13 | 2,127,858.30 |
| PORT PORTLAND ORE ARPT REV | 114,426.58 | 116,700.15 |
| PORT SEATTLE WASH REV | 1,509,997.97 | 1,541,026.17 |
| PORTLAND ORE | 744,380.93 | 788,449.09 |
| PRIVATE EXPORT FUNDING CORP | 2,868,967.76 | 2,896,696.13 |
| PROCTER & GAMBLE CO | 1,000,606.58 | 1,073,385.11 |
| Receivable | 10,045.36 | 10,045.36 |
| REDMOND ORE | 252,047.49 | 262,945.42 |
| RESOLUTION FUNDING CORP | 999,271.59 | 999,894.00 |
| RIVERSIDE CALIF PENSION OBLIG | 3,097,813.27 | 3,049,046.92 |
| ROYAL BANK OF CANADA | 4,591,354.40 | 4,783,110.04 |
| SAN DIEGO CNTY CALIF PENSION OBLIG | 1,003,966.41 | 1,028,192.22 |
| SAN FRANCISCO CALIF CITY & CNTY REDEV AGY SUCCESSO | 1,004,527.81 | 1,031,515.83 |
| SAN JOSE CALIF | 579,057.73 | 599,517.33 |

Summary by Issuer

As of 06/30/2020

Jackson County-Agg All (33461)

Dated: 10/19/2020

[Return to Table of Contents](#)

| <i>Description</i> | <i>Book Value</i> | <i>Market Value + Accrued</i> |
|--|-----------------------|-------------------------------|
| SNOHOMISH & ISLAND CNTYS WASH SCH DIST NO 401 STAN | 1,178,518.62 | 1,207,882.22 |
| TORONTO-DOMINION BANK | 4,984,749.43 | 5,137,657.56 |
| TOYOTA MOTOR CREDIT CORP | 3,499,747.24 | 3,714,980.81 |
| U.S. BANCORP | 4,071,325.40 | 4,158,220.99 |
| Umpqua Bank | 20,000,000.00 | 21,507,786.89 |
| UNITED STATES TREASURY | 2,987,085.88 | 3,038,987.88 |
| US BANK NA | 499,405.02 | 534,147.17 |
| WAL MART STORES INC | 1,098,656.68 | 1,167,469.98 |
| WALMART INC | 1,761,615.10 | 1,873,070.56 |
| WASHINGTON CNTY ORE CLEAN WTR SVCS SEW REV | 504,376.97 | 510,700.00 |
| WASHINGTON ST HSG FIN COMMN MULTIFAMILY HSG REV | 110,000.00 | 111,182.50 |
| WELLS FARGO & CO | 2,506,962.45 | 2,581,146.88 |
| WELLS FARGO BANK NA | 3,248,084.64 | 3,329,718.89 |
| WESTPAC BANKING CORP | 1,506,616.28 | 1,600,256.83 |
| --- | 227,848,527.85 | 233,571,694.59 |

* Grouped by: Description. * Groups Sorted by: Description. * Weighted by: Market Value + Accrued, except Book Yield by Base Book Value + Accrued. * Holdings Displayed by: Position.

Portfolio Trading Activity

07/01/2019 - 06/30/2020

Jackson County-Agg All (33461)

[Return to Table of Contents](#)

Dated: 10/19/2020

* Does not Lock Down.

| Identifier | Description | Current Units | Transaction Type | Trade Date | Settle Date | Final Maturity | Price | Principal | Accrued Interest | Realized Gain/Loss | Amount |
|------------|---|---------------|------------------|------------|-------------|----------------|---------|---------------|------------------|--------------------|---------------|
| 004284A96 | ACALANES CALIF UN HIGH SCH DIST | -800,000.00 | Maturity | 08/01/2019 | 08/01/2019 | 08/01/2019 | 100.000 | -800,000.00 | 0.00 | 0.00 | 800,000.00 |
| 023135AZ9 | AMAZON.COM INC | 1,000,000.00 | Buy | 12/30/2019 | 01/02/2020 | 08/22/2024 | 103.605 | 1,036,050.00 | 10,111.11 | 0.00 | -1,046,161.11 |
| 06051GEM7 | BANK OF AMERICA CORP | 1,000,000.00 | Buy | 12/30/2019 | 01/02/2020 | 01/24/2022 | 107.475 | 1,074,750.00 | 25,016.67 | 0.00 | -1,099,766.67 |
| 06367TPX2 | BANK OF MONTREAL | -500,000.00 | Maturity | 12/12/2019 | 12/12/2019 | 12/12/2019 | 100.000 | -500,000.00 | 0.00 | 0.00 | 500,000.00 |
| 06367WHH9 | BANK OF MONTREAL | 1,000,000.00 | Buy | 12/18/2019 | 12/20/2019 | 02/05/2024 | 104.113 | 1,041,125.53 | 12,375.00 | 0.00 | -1,053,500.53 |
| 06367WJM6 | BANK OF MONTREAL | 2,000,000.00 | Buy | 12/18/2019 | 12/19/2019 | 03/26/2022 | 101.985 | 2,039,700.00 | 13,372.22 | 0.00 | -2,053,072.22 |
| 06367WJM6 | BANK OF MONTREAL | 1,000,000.00 | Buy | 12/18/2019 | 12/20/2019 | 03/26/2022 | 101.976 | 1,019,760.00 | 6,766.67 | 0.00 | -1,026,526.67 |
| 13063DSU3 | CALIFORNIA ST | 1,000,000.00 | Buy | 03/19/2020 | 03/23/2020 | 03/01/2023 | 103.647 | 1,036,470.00 | 444.44 | 0.00 | -1,036,914.44 |
| 13063DFT0 | CALIFORNIA ST | 1,000,000.00 | Buy | 03/20/2020 | 03/24/2020 | 10/01/2024 | 110.170 | 1,101,700.00 | 24,027.78 | 0.00 | -1,125,727.78 |
| 16310FCL9 | CHEHALEM PK & REC DIST ORE | -620,000.00 | Maturity | 06/15/2020 | 06/15/2020 | 06/15/2020 | 100.000 | -620,000.00 | 0.00 | 0.00 | 620,000.00 |
| 166764AG5 | CHEVRON CORP | -1,000,000.00 | Maturity | 06/24/2020 | 06/24/2020 | 06/24/2020 | 100.000 | -1,000,000.00 | 0.00 | 0.00 | 1,000,000.00 |
| 17275RAX0 | CISCO SYSTEMS INC | -500,000.00 | Maturity | 06/15/2020 | 06/15/2020 | 06/15/2020 | 100.000 | -500,000.00 | 0.00 | 0.00 | 500,000.00 |
| 179093JP5 | CLACKAMAS CNTY ORE SCH DIST NO 12 NORTH CLACKAMAS | 200,000.00 | Buy | 03/20/2020 | 03/24/2020 | 06/15/2021 | 101.190 | 202,380.00 | 2,200.00 | 0.00 | -204,580.00 |
| 22160KAK1 | COSTCO WHOLESALE CORP | 1,000,000.00 | Buy | 12/30/2019 | 01/02/2020 | 05/18/2022 | 101.296 | 1,012,960.00 | 2,811.11 | 0.00 | -1,015,771.11 |
| 29270CR72 | ENERGY NORTHWEST WASH ELEC REV | -465,000.00 | Maturity | 07/01/2019 | 07/01/2019 | 07/01/2019 | 100.000 | -465,000.00 | 0.00 | 0.00 | 465,000.00 |
| 29270CYP4 | ENERGY NORTHWEST WASH ELEC REV | 240,000.00 | Buy | 05/06/2020 | 05/08/2020 | 07/01/2021 | 102.050 | 244,920.00 | 2,373.21 | 0.00 | -247,293.21 |
| 31315PQT9 | FEDERAL AGRICULTURAL MORTGAGE CORP | -500,000.00 | Maturity | 03/06/2020 | 03/06/2020 | 03/06/2020 | 100.000 | -500,000.00 | 0.00 | 0.00 | 500,000.00 |
| 3132X0GH8 | FEDERAL AGRICULTURAL MORTGAGE CORP | -1,000,000.00 | Sell | 04/29/2020 | 04/29/2020 | 10/29/2021 | 100.000 | -1,000,000.00 | 0.00 | 8,798.38 | 1,000,000.00 |
| 3133EFZT7 | FEDERAL FARM CREDIT BANKS FUNDING CORP | -1,000,000.00 | Maturity | 02/24/2020 | 02/24/2020 | 02/24/2020 | 100.000 | -1,000,000.00 | 0.00 | 0.00 | 1,000,000.00 |
| 3133EFE86 | FEDERAL FARM CREDIT BANKS FUNDING CORP | -1,000,000.00 | Sell | 10/17/2019 | 10/17/2019 | 03/01/2023 | 100.000 | -1,000,000.00 | 0.00 | 8,001.50 | 1,000,000.00 |
| 3133EFV20 | FEDERAL FARM CREDIT BANKS FUNDING CORP | -2,000,000.00 | Sell | 03/11/2020 | 03/11/2020 | 03/30/2020 | 100.000 | -2,000,000.00 | -13,327.22 | 0.00 | 2,013,327.22 |
| 3133EGEU5 | FEDERAL FARM CREDIT BANKS FUNDING CORP | -200,000.00 | Sell | 03/10/2020 | 03/10/2020 | 12/14/2020 | 100.000 | -200,000.00 | -735.78 | 2,096.71 | 200,735.78 |
| 3133EGSD8 | FEDERAL FARM CREDIT BANKS FUNDING CORP | -1,000,000.00 | Maturity | 08/23/2019 | 08/23/2019 | 08/23/2019 | 100.000 | -1,000,000.00 | 0.00 | 0.00 | 1,000,000.00 |
| 3133EGU60 | FEDERAL FARM CREDIT BANKS FUNDING CORP | -1,000,000.00 | Sell | 01/29/2020 | 01/29/2020 | 09/14/2020 | 100.000 | -1,000,000.00 | -6,825.00 | 0.00 | 1,006,825.00 |
| 3133EG4D4 | FEDERAL FARM CREDIT BANKS FUNDING CORP | -1,000,000.00 | Sell | 01/15/2020 | 01/15/2020 | 04/17/2020 | 100.000 | -1,000,000.00 | -4,228.89 | 0.00 | 1,004,228.89 |
| 3133EHJQ7 | FEDERAL FARM CREDIT BANKS FUNDING CORP | -2,000,000.00 | Sell | 11/08/2019 | 11/08/2019 | 05/16/2022 | 100.000 | -2,000,000.00 | 0.00 | 6,201.36 | 2,000,000.00 |
| 3133EG2P9 | FEDERAL FARM CREDIT BANKS FUNDING CORP | -1,000,000.00 | Sell | 08/14/2019 | 08/14/2019 | 12/29/2021 | 100.000 | -1,000,000.00 | 0.00 | 0.00 | 1,000,000.00 |
| 3133EHQG1 | FEDERAL FARM CREDIT BANKS FUNDING CORP | -1,495,000.00 | Sell | 01/16/2020 | 01/16/2020 | 04/05/2022 | 100.000 | -1,495,000.00 | -8,388.61 | 6,928.51 | 1,503,388.61 |
| 3133EJAX7 | FEDERAL FARM CREDIT BANKS FUNDING CORP | -500,000.00 | Sell | 07/11/2019 | 07/11/2019 | 02/01/2022 | 100.000 | -500,000.00 | 0.00 | 240.25 | 500,000.00 |
| 3133EJAZ2 | FEDERAL FARM CREDIT BANKS FUNDING CORP | -500,000.00 | Sell | 07/03/2019 | 07/03/2019 | 01/30/2023 | 100.000 | -500,000.00 | 0.00 | 716.16 | 500,000.00 |
| 3133EJZW2 | FEDERAL FARM CREDIT BANKS FUNDING CORP | -1,000,000.00 | Sell | 09/19/2019 | 09/19/2019 | 09/19/2022 | 100.000 | -1,000,000.00 | 0.00 | 1,982.79 | 1,000,000.00 |
| 3133EJD63 | FEDERAL FARM CREDIT BANKS FUNDING CORP | -1,230,000.00 | Sell | 10/01/2019 | 10/01/2019 | 10/01/2021 | 100.000 | -1,230,000.00 | 0.00 | 855.50 | 1,230,000.00 |
| 3133EKFL5 | FEDERAL FARM CREDIT BANKS FUNDING CORP | -1,000,000.00 | Sell | 07/10/2019 | 07/10/2019 | 04/03/2023 | 100.000 | -1,000,000.00 | 0.00 | 468.06 | 1,000,000.00 |
| 3133EKFK7 | FEDERAL FARM CREDIT BANKS FUNDING CORP | -500,000.00 | Sell | 07/05/2019 | 07/05/2019 | 07/05/2022 | 100.000 | -500,000.00 | 0.00 | 347.13 | 500,000.00 |
| 3133EGKT1 | FEDERAL FARM CREDIT BANKS FUNDING CORP | 2,000,000.00 | Buy | 12/17/2019 | 12/18/2019 | 07/11/2024 | 100.000 | 2,000,000.00 | 18,142.22 | 0.00 | -2,018,142.22 |
| 3133EGKT1 | FEDERAL FARM CREDIT BANKS FUNDING CORP | -2,000,000.00 | Sell | 03/03/2020 | 03/03/2020 | 07/11/2024 | 100.000 | -2,000,000.00 | -6,008.89 | 0.00 | 2,006,008.89 |

Portfolio Trading Activity

07/01/2019 - 06/30/2020

[Return to Table of Contents](#)

Jackson County-Agg All (33461)

Dated: 10/19/2020

| Identifier | Description | Current Units | Transaction Type | Trade Date | Settle Date | Final Maturity | Price | Principal | Accrued Interest | Realized Gain/Loss | Amount |
|------------|--|---------------|------------------|------------|-------------|----------------|---------|---------------|------------------|--------------------|---------------|
| 3133ELEU4 | FEDERAL FARM CREDIT BANKS FUNDING CORP | 2,000,000.00 | Buy | 12/17/2019 | 12/20/2019 | 03/20/2023 | 100.000 | 2,000,000.00 | 0.00 | 0.00 | -2,000,000.00 |
| 3133ELEU4 | FEDERAL FARM CREDIT BANKS FUNDING CORP | -2,000,000.00 | Sell | 04/09/2020 | 04/09/2020 | 03/20/2023 | 100.000 | -2,000,000.00 | -1,931.67 | 0.00 | 2,001,931.67 |
| 3133ELFF6 | FEDERAL FARM CREDIT BANKS FUNDING CORP | 1,000,000.00 | Buy | 12/30/2019 | 12/31/2019 | 09/26/2023 | 100.000 | 1,000,000.00 | 263.89 | 0.00 | -1,000,263.89 |
| 3133ELFF6 | FEDERAL FARM CREDIT BANKS FUNDING CORP | -1,000,000.00 | Sell | 04/15/2020 | 04/15/2020 | 09/26/2023 | 100.000 | -1,000,000.00 | -1,002.78 | 0.00 | 1,001,002.78 |
| 3133ELCG7 | FEDERAL FARM CREDIT BANKS FUNDING CORP | 1,000,000.00 | Buy | 01/16/2020 | 01/17/2020 | 03/02/2021 | 100.050 | 1,000,500.00 | 2,087.50 | 0.00 | -1,002,587.50 |
| 3133ELCG7 | FEDERAL FARM CREDIT BANKS FUNDING CORP | -1,000,000.00 | Call Redemption | 06/02/2020 | 06/02/2020 | 03/02/2021 | 100.000 | -1,000,000.00 | -4,175.00 | 0.00 | 1,004,175.00 |
| 3133ELXV1 | FEDERAL FARM CREDIT BANKS FUNDING CORP | 1,000,000.00 | Buy | 04/27/2020 | 04/28/2020 | 04/28/2025 | 100.000 | 1,000,000.00 | 0.00 | 0.00 | -1,000,000.00 |
| 3133ELZG2 | FEDERAL FARM CREDIT BANKS FUNDING CORP | 1,000,000.00 | Buy | 05/06/2020 | 05/13/2020 | 05/13/2025 | 100.000 | 1,000,000.00 | 0.00 | 0.00 | -1,000,000.00 |
| 3133ELZG2 | FEDERAL FARM CREDIT BANKS FUNDING CORP | 1,000,000.00 | Buy | 05/06/2020 | 05/13/2020 | 05/13/2025 | 100.000 | 1,000,000.00 | 0.00 | 0.00 | -1,000,000.00 |
| 3133ELZY3 | FEDERAL FARM CREDIT BANKS FUNDING CORP | 1,000,000.00 | Buy | 05/26/2020 | 05/27/2020 | 05/20/2024 | 100.000 | 1,000,000.00 | 124.44 | 0.00 | -1,000,124.44 |
| 3133ELE42 | FEDERAL FARM CREDIT BANKS FUNDING CORP | 2,000,000.00 | Buy | 05/27/2020 | 06/02/2020 | 06/02/2025 | 100.000 | 2,000,000.00 | 0.00 | 0.00 | -2,000,000.00 |
| 313380Z75 | FEDERAL HOME LOAN BANKS | -147,058.82 | Maturity | 10/24/2019 | 10/24/2019 | 10/24/2019 | 100.000 | -147,058.82 | 0.00 | 0.00 | 147,058.82 |
| 313383HU8 | FEDERAL HOME LOAN BANKS | -1,000,000.00 | Maturity | 06/12/2020 | 06/12/2020 | 06/12/2020 | 100.000 | -1,000,000.00 | 0.00 | 0.00 | 1,000,000.00 |
| 3130A9DR9 | FEDERAL HOME LOAN BANKS | -1,000,000.00 | Sell | 03/12/2020 | 03/12/2020 | 09/14/2020 | 100.000 | -1,000,000.00 | -7,021.11 | 0.00 | 1,007,021.11 |
| 3130A9KE0 | FEDERAL HOME LOAN BANKS | -1,000,000.00 | Sell | 03/13/2020 | 03/13/2020 | 09/23/2020 | 100.000 | -1,000,000.00 | -6,611.11 | 79.67 | 1,006,611.11 |
| 3130A9NK3 | FEDERAL HOME LOAN BANKS | -1,000,000.00 | Sell | 03/13/2020 | 03/13/2020 | 10/06/2020 | 100.000 | -1,000,000.00 | -5,996.53 | 0.00 | 1,005,996.53 |
| 3130A9TJ0 | FEDERAL HOME LOAN BANKS | -2,355,000.00 | Maturity | 05/15/2020 | 05/15/2020 | 05/15/2020 | 100.000 | -2,355,000.00 | 0.00 | 0.00 | 2,355,000.00 |
| 313381Z57 | FEDERAL HOME LOAN BANKS | -2,000,000.00 | Call Redemption | 05/11/2020 | 05/11/2020 | 02/11/2021 | 100.000 | -2,000,000.00 | 0.00 | 3,917.30 | 2,000,000.00 |
| 3130ACW59 | FEDERAL HOME LOAN BANKS | -1,000,000.00 | Sell | 09/16/2019 | 09/16/2019 | 12/15/2021 | 100.000 | -1,000,000.00 | 0.00 | 561.94 | 1,000,000.00 |
| 3130ACNM2 | FEDERAL HOME LOAN BANKS | -1,000,000.00 | Sell | 10/28/2019 | 10/28/2019 | 10/26/2022 | 100.000 | -1,000,000.00 | 0.00 | 2,604.76 | 1,000,000.00 |
| 3130ACX82 | FEDERAL HOME LOAN BANKS | -2,000,000.00 | Sell | 08/20/2019 | 08/20/2019 | 12/05/2022 | 100.000 | -2,000,000.00 | 0.00 | 1,845.70 | 2,000,000.00 |
| 3130ADC26 | FEDERAL HOME LOAN BANKS | -500,000.00 | Sell | 10/29/2019 | 10/29/2019 | 01/29/2021 | 100.000 | -500,000.00 | 0.00 | 627.97 | 500,000.00 |
| 3130ADFH0 | FEDERAL HOME LOAN BANKS | -2,000,000.00 | Sell | 07/09/2019 | 07/09/2019 | 01/23/2023 | 100.000 | -2,000,000.00 | 0.00 | 48,642.94 | 2,000,000.00 |
| 3130A9ZE4 | FEDERAL HOME LOAN BANKS | -1,300,000.00 | Sell | 03/09/2020 | 03/09/2020 | 12/07/2023 | 100.000 | -1,300,000.00 | -6,500.00 | 35,793.57 | 1,306,500.00 |
| 3130AG6S9 | FEDERAL HOME LOAN BANKS | -1,000,000.00 | Sell | 07/05/2019 | 07/05/2019 | 04/05/2023 | 100.000 | -1,000,000.00 | 0.00 | 1,775.93 | 1,000,000.00 |
| 3130AHP31 | FEDERAL HOME LOAN BANKS | 850,000.00 | Buy | 12/18/2019 | 12/19/2019 | 12/11/2024 | 100.000 | 850,000.00 | 377.78 | 0.00 | -850,377.78 |
| 3130AHU92 | FEDERAL HOME LOAN BANKS | 1,000,000.00 | Buy | 12/30/2019 | 01/06/2020 | 01/06/2025 | 100.000 | 1,000,000.00 | 0.00 | 0.00 | -1,000,000.00 |
| 3130A0F70 | FEDERAL HOME LOAN BANKS | 1,000,000.00 | Buy | 01/16/2020 | 01/17/2020 | 12/08/2023 | 106.717 | 1,067,170.00 | 3,656.25 | 0.00 | -1,070,826.25 |
| 3130AHUU5 | FEDERAL HOME LOAN BANKS | 2,000,000.00 | Buy | 01/16/2020 | 01/28/2020 | 10/28/2024 | 100.000 | 2,000,000.00 | 0.00 | 0.00 | -2,000,000.00 |
| 3130AHXJ7 | FEDERAL HOME LOAN BANKS | 1,000,000.00 | Buy | 01/16/2020 | 01/21/2020 | 01/21/2025 | 100.000 | 1,000,000.00 | 0.00 | 0.00 | -1,000,000.00 |
| 3130AJKL2 | FEDERAL HOME LOAN BANKS | 2,750,000.00 | Buy | 05/06/2020 | 05/12/2020 | 05/12/2025 | 100.000 | 2,750,000.00 | 0.00 | 0.00 | -2,750,000.00 |
| 3130AJLA5 | FEDERAL HOME LOAN BANKS | 1,000,000.00 | Buy | 05/06/2020 | 05/19/2020 | 05/19/2025 | 100.000 | 1,000,000.00 | 0.00 | 0.00 | -1,000,000.00 |
| 3130AJPD5 | FEDERAL HOME LOAN BANKS | 1,000,000.00 | Buy | 06/08/2020 | 06/11/2020 | 06/11/2025 | 100.000 | 1,000,000.00 | 0.00 | 0.00 | -1,000,000.00 |
| 3130AJQZ5 | FEDERAL HOME LOAN BANKS | 1,000,000.00 | Buy | 06/16/2020 | 06/30/2020 | 06/30/2025 | 100.000 | 1,000,000.00 | 0.00 | 0.00 | -1,000,000.00 |
| 313400BV4 | FEDERAL HOME LOAN MORTGAGE CORP | -115,000.00 | Maturity | 11/29/2019 | 11/29/2019 | 11/29/2019 | 100.000 | -115,000.00 | 0.00 | 0.00 | 115,000.00 |
| 3134G8Y86 | FEDERAL HOME LOAN MORTGAGE CORP | -1,000,000.00 | Maturity | 07/26/2019 | 07/26/2019 | 07/26/2019 | 100.000 | -1,000,000.00 | 0.00 | 0.00 | 1,000,000.00 |
| 3134G8YF0 | FEDERAL HOME LOAN MORTGAGE CORP | -1,000,000.00 | Maturity | 10/28/2019 | 10/28/2019 | 10/28/2019 | 100.000 | -1,000,000.00 | 0.00 | 0.00 | 1,000,000.00 |
| 3134GARV8 | FEDERAL HOME LOAN MORTGAGE CORP | -1,000,000.00 | Maturity | 10/25/2019 | 10/25/2019 | 10/25/2019 | 100.000 | -1,000,000.00 | 0.00 | 0.00 | 1,000,000.00 |
| 3134GAQ31 | FEDERAL HOME LOAN MORTGAGE CORP | -1,000,000.00 | Sell | 10/28/2019 | 10/28/2019 | 01/26/2022 | 100.000 | -1,000,000.00 | 0.00 | 1,091.76 | 1,000,000.00 |
| 3134GB3M2 | FEDERAL HOME LOAN MORTGAGE CORP | -500,000.00 | Sell | 11/25/2019 | 11/25/2019 | 02/25/2022 | 100.000 | -500,000.00 | 0.00 | 1,341.26 | 500,000.00 |
| 3134GB3V2 | FEDERAL HOME LOAN MORTGAGE CORP | -1,000,000.00 | Sell | 08/28/2019 | 08/28/2019 | 11/28/2022 | 100.000 | -1,000,000.00 | 0.00 | 490.10 | 1,000,000.00 |

Portfolio Trading Activity

07/01/2019 - 06/30/2020

[Return to Table of Contents](#)

Jackson County-Agg All (33461)

Dated: 10/19/2020

| Identifier | Description | Current Units | Transaction Type | Trade Date | Settle Date | Final Maturity | Price | Principal | Accrued Interest | Realized Gain/Loss | Amount |
|------------|---------------------------------------|---------------|------------------|------------|-------------|----------------|---------|---------------|------------------|--------------------|---------------|
| 3134GSAE5 | FEDERAL HOME LOAN MORTGAGE CORP | -1,000,000.00 | Sell | 09/30/2019 | 09/30/2019 | 09/29/2021 | 100.000 | -1,000,000.00 | 0.00 | 0.00 | 1,000,000.00 |
| 3134GSUW3 | FEDERAL HOME LOAN MORTGAGE CORP | -500,000.00 | Sell | 08/23/2019 | 08/23/2019 | 08/23/2022 | 100.000 | -500,000.00 | 0.00 | 0.00 | 500,000.00 |
| 3134GSL60 | FEDERAL HOME LOAN MORTGAGE CORP | -1,000,000.00 | Sell | 12/27/2019 | 12/27/2019 | 09/27/2022 | 100.000 | -1,000,000.00 | 0.00 | 0.00 | 1,000,000.00 |
| 3134GS3G8 | FEDERAL HOME LOAN MORTGAGE CORP | -1,000,000.00 | Sell | 02/28/2020 | 02/28/2020 | 02/28/2024 | 100.000 | -1,000,000.00 | 0.00 | 0.00 | 1,000,000.00 |
| 3134GTBF9 | FEDERAL HOME LOAN MORTGAGE CORP | -1,000,000.00 | Sell | 07/11/2019 | 07/11/2019 | 10/11/2022 | 100.000 | -1,000,000.00 | 0.00 | 0.00 | 1,000,000.00 |
| 3134GTEW9 | FEDERAL HOME LOAN MORTGAGE CORP | -1,000,000.00 | Sell | 04/08/2020 | 04/08/2020 | 04/08/2022 | 100.000 | -1,000,000.00 | 0.00 | 0.00 | 1,000,000.00 |
| 3134GTGB3 | FEDERAL HOME LOAN MORTGAGE CORP | -1,000,000.00 | Sell | 10/16/2019 | 10/16/2019 | 10/16/2023 | 100.000 | -1,000,000.00 | 0.00 | 0.00 | 1,000,000.00 |
| 3134GTEA7 | FEDERAL HOME LOAN MORTGAGE CORP | -1,000,000.00 | Sell | 10/25/2019 | 10/25/2019 | 01/25/2023 | 100.000 | -1,000,000.00 | 0.00 | 0.00 | 1,000,000.00 |
| 3134GUYS3 | FEDERAL HOME LOAN MORTGAGE CORP | 1,000,000.00 | Buy | 12/30/2019 | 12/31/2019 | 12/23/2024 | 100.000 | 1,000,000.00 | 448.89 | 0.00 | -1,000,448.89 |
| 3134GUYS3 | FEDERAL HOME LOAN MORTGAGE CORP | -1,000,000.00 | Call Redemption | 06/23/2020 | 06/23/2020 | 12/23/2024 | 100.000 | -1,000,000.00 | 0.00 | 0.00 | 1,000,000.00 |
| 3134GUS27 | FEDERAL HOME LOAN MORTGAGE CORP | 1,000,000.00 | Buy | 01/16/2020 | 01/17/2020 | 10/17/2022 | 100.020 | 1,000,200.00 | 0.00 | 0.00 | -1,000,200.00 |
| 3134GU4E7 | FEDERAL HOME LOAN MORTGAGE CORP | 2,000,000.00 | Buy | 01/16/2020 | 01/22/2020 | 07/22/2024 | 100.000 | 2,000,000.00 | 0.00 | 0.00 | -2,000,000.00 |
| 3134GU4F4 | FEDERAL HOME LOAN MORTGAGE CORP | 1,000,000.00 | Buy | 01/16/2020 | 01/17/2020 | 02/04/2022 | 100.050 | 1,000,500.00 | 0.00 | 0.00 | -1,000,500.00 |
| 3134GU3Q1 | FEDERAL HOME LOAN MORTGAGE CORP | 1,000,000.00 | Buy | 01/16/2020 | 01/17/2020 | 12/17/2024 | 100.000 | 1,000,000.00 | 0.00 | 0.00 | -1,000,000.00 |
| 3134GU3Q1 | FEDERAL HOME LOAN MORTGAGE CORP | -1,000,000.00 | Sell | 04/17/2020 | 04/17/2020 | 12/17/2024 | 100.000 | -1,000,000.00 | 0.00 | 0.00 | 1,000,000.00 |
| 3134G9P27 | FEDERAL HOME LOAN MORTGAGE CORP | -1,000,000.00 | Sell | 01/27/2020 | 01/27/2020 | 07/27/2022 | 100.000 | -1,000,000.00 | 0.00 | 8,459.60 | 1,000,000.00 |
| 3134GVPK8 | FEDERAL HOME LOAN MORTGAGE CORP | 1,000,000.00 | Buy | 04/27/2020 | 04/29/2020 | 04/29/2025 | 100.000 | 1,000,000.00 | 0.00 | 0.00 | -1,000,000.00 |
| 3134GVPK8 | FEDERAL HOME LOAN MORTGAGE CORP | 1,000,000.00 | Buy | 04/27/2020 | 04/29/2020 | 04/29/2025 | 100.000 | 1,000,000.00 | 0.00 | 0.00 | -1,000,000.00 |
| 3134GVNA2 | FEDERAL HOME LOAN MORTGAGE CORP | 1,000,000.00 | Buy | 04/27/2020 | 04/29/2020 | 01/29/2024 | 100.000 | 1,000,000.00 | 0.00 | 0.00 | -1,000,000.00 |
| 3134GVQZ4 | FEDERAL HOME LOAN MORTGAGE CORP | 2,000,000.00 | Buy | 05/05/2020 | 05/06/2020 | 05/05/2025 | 99.950 | 1,999,000.00 | 44.44 | 0.00 | -1,999,044.44 |
| 3134GVQZ4 | FEDERAL HOME LOAN MORTGAGE CORP | 1,000,000.00 | Buy | 05/05/2020 | 05/07/2020 | 05/05/2025 | 100.000 | 1,000,000.00 | 44.44 | 0.00 | -1,000,044.44 |
| 3134GVQT8 | FEDERAL HOME LOAN MORTGAGE CORP | 2,250,000.00 | Buy | 05/05/2020 | 05/07/2020 | 05/05/2025 | 99.850 | 2,246,625.00 | 87.50 | 0.00 | -2,246,712.50 |
| 3134GVRU4 | FEDERAL HOME LOAN MORTGAGE CORP | 1,000,000.00 | Buy | 05/06/2020 | 05/12/2020 | 02/12/2025 | 99.934 | 999,345.00 | 0.00 | 0.00 | -999,345.00 |
| 3134GVRU4 | FEDERAL HOME LOAN MORTGAGE CORP | 2,000,000.00 | Buy | 05/18/2020 | 05/19/2020 | 02/12/2025 | 99.950 | 1,999,000.00 | 272.22 | 0.00 | -1,999,272.22 |
| 3134GVUE6 | FEDERAL HOME LOAN MORTGAGE CORP | 2,000,000.00 | Buy | 05/11/2020 | 05/13/2020 | 05/13/2025 | 100.000 | 2,000,000.00 | 0.00 | 0.00 | -2,000,000.00 |
| 3134GVVY0 | FEDERAL HOME LOAN MORTGAGE CORP | 1,000,000.00 | Buy | 05/18/2020 | 05/28/2020 | 05/28/2025 | 100.000 | 1,000,000.00 | 0.00 | 0.00 | -1,000,000.00 |
| 3134GVXM5 | FEDERAL HOME LOAN MORTGAGE CORP | 1,000,000.00 | Buy | 05/18/2020 | 05/28/2020 | 05/28/2025 | 100.000 | 1,000,000.00 | 0.00 | 0.00 | -1,000,000.00 |
| 3134GVXM5 | FEDERAL HOME LOAN MORTGAGE CORP | 2,000,000.00 | Buy | 05/18/2020 | 05/28/2020 | 05/28/2025 | 100.000 | 2,000,000.00 | 0.00 | 0.00 | -2,000,000.00 |
| 3134GVZU5 | FEDERAL HOME LOAN MORTGAGE CORP | 1,000,000.00 | Buy | 05/26/2020 | 05/28/2020 | 05/27/2025 | 100.000 | 1,000,000.00 | 0.00 | 0.00 | -1,000,000.00 |
| 3134GVVX3 | FEDERAL HOME LOAN MORTGAGE CORP | 2,000,000.00 | Buy | 06/02/2020 | 06/03/2020 | 05/28/2025 | 100.000 | 2,000,000.00 | 208.33 | 0.00 | -2,000,208.33 |
| 3134GVF94 | FEDERAL HOME LOAN MORTGAGE CORP | 2,000,000.00 | Buy | 06/03/2020 | 06/09/2020 | 06/09/2025 | 100.000 | 2,000,000.00 | 0.00 | 0.00 | -2,000,000.00 |
| 313586RC5 | FEDERAL NATIONAL MORTGAGE ASSOCIATION | -1,350,000.00 | Maturity | 10/09/2019 | 10/09/2019 | 10/09/2019 | 100.000 | -1,350,000.00 | 0.00 | 0.00 | 1,350,000.00 |

Portfolio Trading Activity

07/01/2019 - 06/30/2020

[Return to Table of Contents](#)

Jackson County-Agg All (33461)

Dated: 10/19/2020

| Identifier | Description | Current Units | Transaction Type | Trade Date | Settle Date | Final Maturity | Price | Principal | Accrued Interest | Realized Gain/Loss | Amount |
|---------------|---|-----------------|------------------|------------|-------------|----------------|---------|-----------------|------------------|--------------------|-----------------|
| 3136G0B91 | FEDERAL NATIONAL MORTGAGE ASSOCIATION | -1,230,000.00 | Maturity | 09/18/2019 | 09/18/2019 | 09/18/2019 | 100.000 | -1,230,000.00 | 0.00 | 0.00 | 1,230,000.00 |
| 3136G2YB7 | FEDERAL NATIONAL MORTGAGE ASSOCIATION | -1,000,000.00 | Maturity | 08/26/2019 | 08/26/2019 | 08/26/2019 | 100.000 | -1,000,000.00 | 0.00 | 0.00 | 1,000,000.00 |
| 3135G0J95 | FEDERAL NATIONAL MORTGAGE ASSOCIATION | -1,000,000.00 | Maturity | 10/28/2019 | 10/28/2019 | 10/28/2019 | 100.000 | -1,000,000.00 | 0.00 | 0.00 | 1,000,000.00 |
| 3136G3ZB4 | FEDERAL NATIONAL MORTGAGE ASSOCIATION | -100,000.00 | Sell | 04/27/2020 | 04/27/2020 | 07/27/2021 | 100.000 | -100,000.00 | -375.00 | 1,789.75 | 100,375.00 |
| 3136G35C5 | FEDERAL NATIONAL MORTGAGE ASSOCIATION | -2,000,000.00 | Call Redemption | 05/28/2020 | 05/28/2020 | 08/28/2020 | 100.000 | -2,000,000.00 | 0.00 | 0.00 | 2,000,000.00 |
| 3136G34L6 | FEDERAL NATIONAL MORTGAGE ASSOCIATION | -1,000,000.00 | Maturity | 09/06/2019 | 09/06/2019 | 09/06/2019 | 100.000 | -1,000,000.00 | 0.00 | 0.00 | 1,000,000.00 |
| 3136G34K8 | FEDERAL NATIONAL MORTGAGE ASSOCIATION | -1,000,000.00 | Maturity | 09/09/2019 | 09/09/2019 | 09/09/2019 | 100.000 | -1,000,000.00 | 0.00 | 0.00 | 1,000,000.00 |
| 3136G4DB6 | FEDERAL NATIONAL MORTGAGE ASSOCIATION | -1,000,000.00 | Maturity | 03/30/2020 | 03/30/2020 | 03/30/2020 | 100.000 | -1,000,000.00 | 0.00 | 0.00 | 1,000,000.00 |
| 3136G4AS2 | FEDERAL NATIONAL MORTGAGE ASSOCIATION | -500,000.00 | Sell | 04/13/2020 | 04/13/2020 | 10/13/2021 | 100.000 | -500,000.00 | 0.00 | 3,623.30 | 500,000.00 |
| 3136G3PY5 | FEDERAL NATIONAL MORTGAGE ASSOCIATION | -200,000.00 | Sell | 03/16/2020 | 03/16/2020 | 12/16/2020 | 100.000 | -200,000.00 | -775.00 | 2,052.05 | 200,775.00 |
| JC2021110125 | First Interstate Bank | 50,000.00 | Buy | 09/30/2019 | 09/30/2019 | 11/01/2021 | 100.000 | 50,000.00 | 0.00 | 0.00 | -50,000.00 |
| JC2019100220 | First Interstate Bank | -1,000,000.00 | Maturity | 10/02/2019 | 10/02/2019 | 10/02/2019 | 100.000 | -1,000,000.00 | 0.00 | 0.00 | 1,000,000.00 |
| JC20200414225 | First Interstate Bank | 22,500.00 | Buy | 11/13/2019 | 11/13/2019 | 04/14/2020 | 100.000 | 22,500.00 | 0.00 | 0.00 | -22,500.00 |
| JC20200414225 | First Interstate Bank | -1,000,000.00 | Maturity | 04/13/2020 | 04/13/2020 | 04/14/2020 | 100.000 | -1,000,000.00 | 0.00 | 0.00 | 1,000,000.00 |
| JC20200414225 | First Interstate Bank | -22,500.00 | Maturity | 04/13/2020 | 04/13/2020 | 04/14/2020 | 100.000 | -22,500.00 | 0.00 | 0.00 | 22,500.00 |
| JC2020122824 | First Interstate Bank | 24,000.00 | Buy | 11/27/2019 | 11/27/2019 | 12/28/2020 | 100.000 | 24,000.00 | 0.00 | 0.00 | -24,000.00 |
| 36966RW77 | GENERAL ELECTRIC CAPITAL CORPORATION | -1,015,000.00 | Maturity | 03/15/2020 | 03/15/2020 | 03/15/2020 | 100.000 | -1,015,000.00 | 0.00 | 0.00 | 1,015,000.00 |
| 432092SG0 | HILLSBORO ORE | -160,000.00 | Maturity | 06/01/2020 | 06/01/2020 | 06/01/2020 | 100.000 | -160,000.00 | 0.00 | 0.00 | 160,000.00 |
| 459200HM6 | INTERNATIONAL BUSINESS MACHINES CORP | -1,651,000.00 | Maturity | 05/15/2020 | 05/15/2020 | 05/15/2020 | 100.000 | -1,651,000.00 | 0.00 | 0.00 | 1,651,000.00 |
| 459200JF9 | INTERNATIONAL BUSINESS MACHINES CORP | -2,000,000.00 | Call Redemption | 03/06/2020 | 03/06/2020 | 02/19/2021 | 100.793 | -2,015,850.94 | 0.00 | 15,850.94 | 2,015,850.94 |
| BOTC5782 | Jackson County BOTC MMF | -361,160,000.00 | Sell | --- | --- | 06/30/2020 | 1.000 | -361,160,000.00 | 0.00 | 0.00 | 361,160,000.00 |
| BOTC5782 | Jackson County BOTC MMF | 358,819,533.77 | Buy | --- | --- | 06/30/2020 | 1.000 | 358,819,533.77 | 0.00 | 0.00 | -358,819,533.77 |
| 473448CY2 | JEFFERSON CNTY ORE SCH DIST NO 509J | -475,000.00 | Maturity | 06/15/2020 | 06/15/2020 | 06/15/2020 | 100.000 | -475,000.00 | 0.00 | 0.00 | 475,000.00 |
| 478160BT0 | JOHNSON & JOHNSON | 1,000,000.00 | Buy | 12/30/2019 | 01/02/2020 | 03/01/2023 | 100.714 | 1,007,140.00 | 6,890.28 | 0.00 | -1,014,030.28 |
| 46625HJH4 | JPMORGAN CHASE & CO | 2,000,000.00 | Buy | 12/18/2019 | 12/19/2019 | 01/25/2023 | 103.344 | 2,066,880.00 | 25,600.00 | 0.00 | -2,092,480.00 |
| 48127HAA7 | JPMORGAN CHASE & CO | -1,000,000.00 | Maturity | 10/22/2019 | 10/22/2019 | 10/22/2019 | 100.000 | -1,000,000.00 | 0.00 | 0.00 | 1,000,000.00 |
| 46625HKA7 | JPMORGAN CHASE & CO | -1,000,000.00 | Sell | 08/28/2019 | 08/28/2019 | 01/23/2020 | 100.049 | -1,000,487.50 | -2,187.50 | 905.37 | 1,002,675.00 |
| 46625HJE1 | JPMORGAN CHASE & CO | 1,395,000.00 | Buy | 12/18/2019 | 12/20/2019 | 09/23/2022 | 103.336 | 1,441,541.51 | 10,956.56 | 0.00 | -1,452,498.07 |
| 46625HJT8 | JPMORGAN CHASE & CO | 1,000,000.00 | Buy | 12/18/2019 | 12/20/2019 | 02/01/2024 | 106.714 | 1,067,140.00 | 14,961.81 | 0.00 | -1,082,101.81 |
| 49327M2F0 | KEYBANK NA | -2,000,000.00 | Maturity | 12/15/2019 | 12/15/2019 | 12/15/2019 | 100.000 | -2,000,000.00 | 0.00 | 0.00 | 2,000,000.00 |
| 495289WB2 | KING CNTY WASH SWR REV | 835,000.00 | Buy | 03/20/2020 | 03/24/2020 | 07/01/2020 | 100.797 | 841,654.95 | 9,625.69 | 0.00 | -851,280.64 |
| JCKSNCNTY | LGIP | 60,979,927.44 | Buy | --- | --- | 06/30/2020 | 1.000 | 60,979,927.44 | 0.00 | 0.00 | -60,979,927.44 |
| JCKSNCNTY | LGIP | -28,091,660.49 | Sell | --- | --- | 06/30/2020 | 1.000 | -28,091,660.49 | 0.00 | 0.00 | 28,091,660.49 |
| 5446465F5 | LOS ANGELES CALIF UNI SCH DIST | 1,115,000.00 | Buy | 03/19/2020 | 03/23/2020 | 07/01/2022 | 105.258 | 1,173,626.70 | 12,698.61 | 0.00 | -1,186,325.31 |
| 625485CF2 | MULTNOMAH-CLACKAMAS CNTYS ORE CENTENNIAL SCH DIST | 145,000.00 | Buy | 03/26/2020 | 03/30/2020 | 06/01/2023 | 89.443 | 129,692.35 | 0.00 | 0.00 | -129,692.35 |
| 654106AH6 | NIKE INC | 2,000,000.00 | Buy | 05/26/2020 | 05/28/2020 | 03/27/2025 | 107.400 | 2,148,000.00 | 8,133.33 | 0.00 | -2,156,133.33 |
| 68607DTJ4 | OREGON ST DEPT TRANSN HWY USER TAX REV | 100,000.00 | Buy | 03/20/2020 | 03/24/2020 | 11/15/2021 | 103.176 | 103,176.00 | 1,791.67 | 0.00 | -104,967.67 |
| 68607DTK1 | OREGON ST DEPT TRANSN HWY USER TAX REV | 125,000.00 | Buy | 03/23/2020 | 03/25/2020 | 11/15/2022 | 105.034 | 131,292.50 | 2,256.94 | 0.00 | -133,549.44 |
| 720653JL9 | PIERCE CNTY WASH SWR REV | -500,000.00 | Maturity | 08/01/2019 | 08/01/2019 | 08/01/2019 | 100.000 | -500,000.00 | 0.00 | 0.00 | 500,000.00 |
| 73474TAE0 | PORT MORROW ORE TRANSMISSION FACS REV | -500,000.00 | Maturity | 09/01/2019 | 09/01/2019 | 09/01/2019 | 100.000 | -500,000.00 | 0.00 | 0.00 | 500,000.00 |
| 735240H22 | PORT PORTLAND ORE ARPT REV | 105,000.00 | Buy | 04/13/2020 | 04/15/2020 | 07/01/2023 | 109.609 | 115,089.45 | 1,516.67 | 0.00 | -116,606.12 |

Portfolio Trading Activity

07/01/2019 - 06/30/2020

Jackson County-Agg All (33461)

Dated: 10/19/2020

[Return to Table of Contents](#)

| Identifier | Description | Current Units | Transaction Type | Trade Date | Settle Date | Final Maturity | Price | Principal | Accrued Interest | Realized Gain/Loss | Amount |
|------------|--|----------------------|------------------|------------|-------------|-------------------|---------|----------------------|-------------------|--------------------|-----------------------|
| 735389QL5 | PORT SEATTLE WASH REV | 1,450,000.00 | Buy | 05/07/2020 | 05/11/2020 | 09/01/2023 | 104.632 | 1,517,164.00 | 14,097.22 | 0.00 | -1,531,261.22 |
| 735524MP2 | PORT VANCOUVER WASH | -250,000.00 | Maturity | 12/01/2019 | 12/01/2019 | 12/01/2019 | 100.000 | -250,000.00 | 0.00 | 0.00 | 250,000.00 |
| 736679KX8 | PORTLAND ORE | 1,000,000.00 | Buy | 03/24/2020 | 03/26/2020 | 06/01/2022 | 106.360 | 1,063,600.00 | 24,600.42 | 0.00 | -1,088,200.42 |
| 736679KX8 | PORTLAND ORE | -295,000.00 | Sell | 06/01/2020 | 06/01/2020 | 06/01/2022 | 100.000 | -295,000.00 | 0.00 | -17,184.77 | 295,000.00 |
| 740189AL9 | PRECISION CASTPARTS CORP | -2,000,000.00 | Call Redemption | 05/15/2020 | 05/15/2020 | 06/15/2020 | 100.000 | -2,000,000.00 | 0.00 | 0.00 | 2,000,000.00 |
| 760133TR9 | RENTON WASH | -200,000.00 | Maturity | 12/01/2019 | 12/01/2019 | 12/01/2019 | 100.000 | -200,000.00 | 0.00 | 0.00 | 200,000.00 |
| 769036BM5 | RIVERSIDE CALIF PENSION OBLIG | 3,030,000.00 | Buy | 06/11/2020 | 06/15/2020 | 06/01/2025 | 102.258 | 3,098,417.40 | 743.02 | 0.00 | -3,099,160.42 |
| 794458DQ9 | SALEM ORE HOSP FAC AUTH REV | -100,000.00 | Maturity | 05/15/2020 | 05/15/2020 | 05/15/2020 | 100.000 | -100,000.00 | 0.00 | 0.00 | 100,000.00 |
| 79770GGP5 | SAN FRANCISCO CALIF CITY & CNTY REDEV AGY SUCCESSO | 1,000,000.00 | Buy | 04/14/2020 | 04/16/2020 | 08/01/2022 | 100.498 | 1,004,980.00 | 4,947.92 | 0.00 | -1,009,927.92 |
| 798135H51 | SAN JOSE CALIF | 560,000.00 | Buy | 05/06/2020 | 05/08/2020 | 09/01/2023 | 103.562 | 579,947.20 | 2,397.11 | 0.00 | -582,344.31 |
| 833068NC9 | SNOHOMISH & ISLAND CNTYS WASH SCH DIST NO 401 STAN | 1,000,000.00 | Buy | 05/06/2020 | 05/08/2020 | 12/15/2024 | 118.444 | 1,184,440.00 | 19,861.11 | 0.00 | -1,204,301.11 |
| 89114RHB5 | TORONTO-DOMINION BANK | 1,000,000.00 | Buy | 04/01/2020 | 04/13/2020 | 04/13/2023 | 100.000 | 1,000,000.00 | 0.00 | 0.00 | -1,000,000.00 |
| 89236TBP9 | TOYOTA MOTOR CREDIT CORP | -2,000,000.00 | Maturity | 07/18/2019 | 07/18/2019 | 07/18/2019 | 100.000 | -2,000,000.00 | 0.00 | 0.00 | 2,000,000.00 |
| 89546RHP2 | TRI-CNTY MET TRANSN DIST ORE REV | -95,000.00 | Call Redemption | 09/01/2019 | 09/01/2019 | 09/01/2019 | 100.000 | -95,000.00 | 0.00 | 0.00 | 95,000.00 |
| 91159JAA4 | U.S. BANCORP | 3,914,000.00 | Buy | 05/18/2020 | 05/20/2020 | 07/15/2022 | 104.256 | 4,080,579.84 | 40,091.32 | 0.00 | -4,120,671.16 |
| 912828D80 | UNITED STATES TREASURY | -500,000.00 | Maturity | 08/31/2019 | 08/31/2019 | 08/31/2019 | 100.000 | -500,000.00 | 0.00 | 0.00 | 500,000.00 |
| 912828YJ3 | UNITED STATES TREASURY | 1,000,000.00 | Buy | 12/30/2019 | 12/31/2019 | 09/30/2021 | 99.862 | 998,620.00 | 3,770.49 | 0.00 | -1,002,390.49 |
| 90331HML4 | US BANK NA | -660,000.00 | Sell | 09/30/2019 | 09/30/2019 | 10/28/2019 | 100.000 | -660,000.00 | 0.00 | 0.00 | 660,000.00 |
| 90331HNU3 | US BANK NA | -500,000.00 | Call Redemption | 06/24/2020 | 06/24/2020 | 07/24/2020 | 100.000 | -500,000.00 | 0.00 | 40.55 | 500,000.00 |
| 93730PAG1 | WASHINGTON BIOMEDICAL RESH FACS 3 WASH LEASE REV | -500,000.00 | Maturity | 07/01/2019 | 07/01/2019 | 07/01/2019 | 100.000 | -500,000.00 | 0.00 | 0.00 | 500,000.00 |
| 938240CG1 | WASHINGTON CNTY ORE CLEAN WTR SVCS SEW REV | 500,000.00 | Buy | 05/20/2020 | 05/22/2020 | 10/01/2020 | 101.256 | 506,280.00 | 3,278.17 | 0.00 | -509,558.17 |
| 94974BGF1 | WELLS FARGO & CO | -4,915,000.00 | Maturity | 01/30/2020 | 01/30/2020 | 01/30/2020 | 100.000 | -4,915,000.00 | 0.00 | 0.00 | 4,915,000.00 |
| 94988J5N3 | WELLS FARGO BANK NA | 1,250,000.00 | Buy | 03/26/2020 | 03/30/2020 | 01/15/2021 | 99.842 | 1,248,025.00 | 6,770.83 | 0.00 | -1,254,795.83 |
| 94988J5N3 | WELLS FARGO BANK NA | 2,000,000.00 | Buy | 03/26/2020 | 03/30/2020 | 01/15/2021 | 99.958 | 1,999,160.00 | 10,833.33 | 0.00 | -2,009,993.33 |
| 961214CP6 | WESTPAC BANKING CORP | -1,000,000.00 | Maturity | 05/26/2020 | 05/26/2020 | 05/26/2020 | 100.000 | -1,000,000.00 | 0.00 | 0.00 | 1,000,000.00 |
| --- | --- | 22,512,741.90 | --- | --- | --- | 11/25/2020 | --- | 23,911,005.88 | 274,988.53 | 150,946.07 | -24,185,994.41 |

* Showing transactions with Trade Date within selected date range. * Weighted by: Absolute Value of Principal. * MMF transactions are collapsed.

* The Transaction Detail/Trading Activity reports provide our most up-to-date transactional details. As such, these reports are subject to change even after the other reports on the website have been locked down. While these reports can be useful tools in understanding recent activity, due to their dynamic nature we do not recommend using them for booking journal entries or reconciliation.